

MORAY COMMUNITY PLANNING PARTNERSHIP SINGLE OUTCOME AGREEMENT

Safer and Stronger

**(National Outcomes 7, 9, 10 and 11
Actions update Quarter 3 2008/09)**

Outcome 7 – We have tackled the significant inequalities in Scottish Society

Required Actions/commitment by local partners for these outcomes - Deprivation in Moray communities will be tackled

Project	Objectives/Comment – 08/09	Lead	Year	Project Milestone & timescale	Progress	Identify Cross-Cutting issues	Contact details
Develop and support engagement of people experiencing disadvantage, inequality and deprivation in civic life (i.e. local community planning, user groups etc)	Service Improvement Plan	TMC	08/11	Appointment of FSF co-ordinator	Included in Fairer Scotland Fund submission		John Ferguson
Implement Fuel Poverty Strategy	Service Improvement Plan	TMC	08/10		Strategy implementation in progress. Annual update due May 2009		Jill Stewart
Fairer Scotland Fund	Develop Fairer Scotland Programme	TMC	08/09	Establishment of Social Inclusion Implementation group December 2008 to progress the CPP agenda on inclusion and FSF. Appointment of Fairer Scotland Fund Team Feb 2009 Review of project for FSF March 2009	Due to commence October 2008. Fairer Scotland Fund Manager and administrator appointed Appointment of Fairer Scotland Fund Team Feb 2009 Review of project for FSF March 2009		John Ferguson
Further develop and implement process to identify and target health inequalities	Develop Health Inequalities Strategy	NHSG	08/09				Elaine Brown NHS

Required Actions/commitment by local partners for these outcomes - Our community will be inclusive and tolerant

Project	Objectives/Comment – 08/09	Lead	Year	Project Milestone & timescale	Progress	Identify Cross-Cutting issues	Contact details
Complete Equality Impact Assessments across all services over a 3-year period	Service Improvement Plan	TMC	08/11		Qtr 3 – Chief Exec's has 1 more awaiting sign off since last update. Education have 10 more signed off. Housing have 15 more signed off. Children & Families has 1 more signed off. F&ICT have 3 more signed off and 10 more identified as no relevance.		Fiona Simpson
Training in dealing with Racial incidents use of RIMF	Service Improvement Plan	TMC	08/11		The RIMF is being amended and will be launched in April 2009. This will be a good		Fiona Simps

Implement actions within the Gender, Disability and Race Equality Schemes	Service Improvement Plan	TMC	08/11		time to roll out training to departments. A report is being sent to CMT to highlight the progress that is being made regarding the equalities agenda. The outstanding action from the Disability Equality Scheme is being passed to Project Officer for creation. The outstanding action from the Gender Equality Scheme is not due until June. The revised Race Equality Scheme has been published and distributed. A single equality scheme covering all strands is to be created in 2009.	Fiona Simpson
Develop a Corporate Equality Strategy	Service Improvement Plan	TMC	08/09		A report is being sent to CMT to highlight the progress that needs to be made regarding the equalities agenda. This report includes the requirement to approve the Equality Strategy and agree on the Action Plan.	Fiona Simpson

Required Actions/commitment by local partners for these outcomes - The number of people with literacy and numeracy difficulties will be reduced

Project	Objectives/Commitment – 08/09	Lead	Year	Project Milestone & timescale	Progress	Identify Cross-Cutting issues	Contact details
Engage target groups in quality learning activities (SIP)	Target groups identified New "hard to reach" learners are enrolled on a range of learning opportunities Learners achieve qualifications	TMC	08/11		New learners in Q.3 - 38 (Target for quarter - 12 New learners YTD - 82 (Target for year 50) 21 learners registered for 26 SQA Core Skills modules in Q. 3 7 new tutors trained to SQA PDA:ITALL standard in Q.3		Graham Jarvis Ian Todd Karen Delaney
Continue to develop and promote relevant lifelong learning opportunities	A range of courses are promoted, delivered and further developed	TMC	08/11				Mike Devenney Moray College Ian Todd

ITEM:
PAGE: 5

89

	Almost all learners with CLD staff will have individual learning plans								Karen Delaney
Implement the recommendations of the Moray Learning Disability Strategy	Service Improvement Plan	TMC	08/11						Ann Slee
Develop the Moray Lifelong Learning Strategy	Service Improvement Plan	TMC	08/09	Develop strategy and commence implementation by February 2009.	Strategy has been developed and Lifelong Learning Forum to be reconvened to follow through on this.			Mike Devenney Moray College Graham Jarvis	
Implement the Moray Adult Literacy & Numeracy Strategy	Service Improvement Plan	TMC	08/10		New learners in Q.3 - 38 (Target for quarter - 12 New learners YTD - 82 (Target for year 50) 21 learners registered for 26 SQA Core Skills modules in Q. 3 7 new tutors trained to SQA PDA:ITALL standard in Q.3			Althea Forbes	

Outcome 9 – We live our lives safe from crime, disorder and danger

Required Actions/commitment by local partners for these outcomes - The number of people killed and injured as a result of road accidents will reduce

Project	Objectives/Comment – 08/09	Lead	Year	Project Milestone & timescale	Progress	Identify Cross-Cutting issues	Contact details
Review Pass Plus scheme	Council priority	TMC	08/09		A report went to Safer and Stronger Group suggesting that the Pass Plus Scheme be discontinued and funding allocated to other priorities. This was agreed.		Andy Jamieson
Actions for each of the priority groups need to be identified	Community Safety Partnership priority	TMC GP	08/09		All Operational Groups have compiled Outcome Agreements, which have been presented to the Safer and Stronger Group and Communities Committee. It was		Andy Jamieson

ITEM:
PAGE:

20

Required Actions/commitment by local partners for these outcomes - People in Moray feel safer and incidences of crime will reduce

Project	Objectives/Comment - 08/09	Lead	Year	Project Milestone & timescale	Progress	Identify Cross-Cutting issues	Contact details
Develop joint working on accidental injury prevention, including the provision of robust local health data on injuries requiring health treatment, to allow measurement and targeting of effective interventions	Community Safety Partnership priority	CPP	08/11		Establishment of Fire Safety and Accident Prevention Group. First meeting to be held Feb 09. Accident prevention priorities/action plan(s) include falls and accident prevention in pre-5's.		Tracey Gervaise Kevin Leckie
Develop a strategy on domestic abuse - particularly repeat offenders	Community Safety Partnership priority	CPP	08/11		The strategy has been delayed pending a strategic assessment which will take place in January 2009. A report is to go to Committee re same. PC Nicola McCallum (DALO) has also been tasked with researching offender based initiatives run elsewhere to identify potential benefits for MDAF.	Alcohol-related matters for Healthier Theme Group	Adrian Moar

Outcome 10 – We live in well-designed, sustainable places where we are able to access the amenities and services we need.

Required Actions/commitment by local partners for these outcomes - The volume and quality of housing throughout Moray will increase

Project	Objectives/Comment - 08/09	Lead	Year	Project Milestone & timescale	Progress	Identify Cross-Cutting issues	Contact details
Seek to develop a land bank - held either by the council or through RSLs - to enable future development	Council priority.	TMC	08/09		Opportunities identified for Council new build programme. Bid submitted to Scottish Government 9/1/09		Jill Stewart
Work with Government, RSLs, and Developers etc. To maximise the level of affordable house building in Moray	Council priority.	TMC	08/09		SHIP submitted to Scottish Government end November 2008		Jill Stewart

Work with private sector to achieve a range of housing solutions	Council priority.	TMC	08/09			Ongoing as part of above actions.	Jill Stewart
Review housing debt and identify potential for council new build	Service Improvement Plan	TMC	08/09			Feasibility report considered by Communities Committee in November 2008.	Jill Stewart
Implement service delivery plan to achieve SHQS compliance for its housing stock by 2015	Service Improvement Plan/LHS	TMC	08/09			In progress. Quarterly performance reports presented to Housing Sub Committee. Draft Investment Strategy for 2009/10 to be presented to Council in February 2009.	Jill Stewart
Implement Moray LHS and local plan - ensure requirements for NHER in new build	Service Improvement Plan	TMC	08/09			Achievements on 2007/08 reported to Communities Committee in August 2008. 2008/09 actions in progress.	Jill Stewart
Work towards the review of the LHS for 2009	Service Improvement Plan	TMC	08/09			Timescale for updating LHS agreed in December 2008.	Jill Stewart
Review / implement the affordable housing guidance to enable affordable housing contributions from developers	Service Improvement Plan	TMC	08/09			Draft Consultation document to be considered by Planning and Regulatory Committee and Communities Committee in January 2009.	Jill Stewart
Implement Housing (Scotland) Act 2006	Service Improvement Plan	TMC	08/09			Guidance for implementation awaited from Scottish Government. Implementation Plan revised at inaugural meeting of working group to take forward preparation for implementation.	Jill Stewart
Submission of Strategic Housing Investment Plan in 2008	Service Improvement Plan	TMC	08/09			Submitted in November 2008.	Jill Stewart
Implement a Common Housing Register with Aberdeenshire Council and RSLs In Aberdeenshire and Moray	Service Improvement Plan	TMC	08/09			Work progressing. Report to Communities Committee in January 2009 on revised	Jill Stewart

									timescale – November 2009.
--	--	--	--	--	--	--	--	--	----------------------------

Required Actions/commitment by local partners for these outcomes - People assessed as homeless will be provided with appropriate accommodation

Project	Objectives/Comment – 08/09	Lead	Year	Project Milestone & timescale	Progress	Identify Cross-Cutting issues	Contact details
Develop a temporary accommodation strategy, information and advice activities and revise the homelessness strategy	Service Improvement Plan	TMC	08/09		Draft strategy to be presented to Communities Committee in March 2009. Workshop to discuss revisions to Homelessness Strategy with partners scheduled for late January 2009.		Jill Stewart

Required Actions/commitment by local partners for these outcomes - Access to services in Moray will improve

Project	Objectives/Comment – 08/09	Lead	Year	Project Milestone & timescale	Progress	Identify Cross-Cutting issues	Contact details
Improve signage in public buildings to enable adults with limited literacy skills	Service Improvement Plan	TMC	08/09				Sally Chisholm

Outcome 11 – We have strong, resilient and supportive communities where people take responsibility for their own actions and how they affect others

Required Actions/commitment by local partners for these outcomes - People in Moray will be able to influence decisions that affect their communities and lives and active participation within communities will be encouraged

Project	Objectives/Comment – 08/09	Lead	Year	Project Milestone & timescale	Progress	Identify Cross-Cutting issues	Contact details
Ensure the implementation of the National Standards for community engagement	Service Improvement Plan	TMC	08/09	Review complete end January 2009	Establishment of Community Engagement Theme group agreement of Action Plan based on NSCE and use of VOICE monitoring system Jan 08	Impacts on practice of all Partners	John Ferguson
Review, sustain and support Local Community planning Structures	Service Improvement Plan	TMC	08/11	Consultation on Area Committee complete Review complete end January 2009.	Work being carried out to sustain local community planning structures.	Impacts on practice of all Partners Protocol for dealing	John Ferguson

				Four meeting cycles on Strategic Groups. Co-ordinating Groups established by end of second cycle. Consultation on support of TMC to Community Engagement Feb March 2009				Moray Forum Established in 2008- Will be included in action plan for Community Engagement theme group. 2 cycles complete. Partnership Agreements for each group agreed. Role/Remits for each group finalised. All but 1 Strategic Assessment considered by Strategic Group. Area C'ttee consultation complete and decision taken. Moray Area Forum continues to meet regularly. TMC reviewing support of Local community planning Structure	Moray Forum Established in 2008- Will be included in action plan for Community Engagement theme group. 2 cycles complete. Partnership Agreements for each group agreed. Role/Remits for each group finalised. All but 1 Strategic Assessment considered by Strategic Group. Area C'ttee consultation complete and decision taken. Moray Area Forum continues to meet regularly. TMC reviewing support of Local community planning Structure	with cross-cutting issues agreed by CP Board on 30 Oct. Need to look at strategic assessments across the partnership to identify priorities.	
Provide training for staff in Community Engagement Activity	Service Improvement Plan	TMC	08/11	Scottish centre for Community Development to provide training on Community Engagement Monitoring tool (VOICE)			Included in Action Plan for Community engagement agreed Jan 08	Impacts on practice of all Partners	John Ferguson		
Implement the Community Planning Local Community Planning Protocols	Service Improvement Plan	TMC	08/09				Support being given to Moray Forum and local area forums. Review of TMC structure for support of Local community planning	Impacts on practice of all Partners	John Ferguson		
Revise and implement Community Learning and Development Strategy	Service Improvement Plan	TMC	08/10				No update available at this time		Graham Jarvis		
Create and develop Moray Lifelong learning Strategy	Service Improvement Plan	TMC	08/10	Develop strategy and commence implementation by February 2009.			Strategy has been developed and Lifelong Learning Forum to be reconvened to follow through on this.		Mike Devenney Moray College Graham Jarvis		

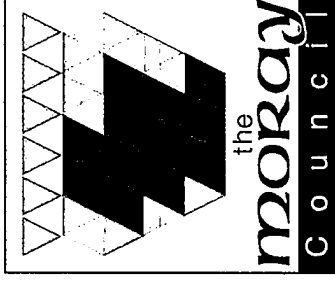
Implement CPP Community Engagement Strategy	Service Improvement Plan	TMC	08/10		The Community Engagement Theme Group have established a working group to develop an action plan for Community engagement	John Ferguson
Implement Moray Compact	Service Improvement Plan	TMC	08/09	October 2006 launched	Being used to mediate potential disputes as required	John Ferguson Roy Anderson
Renew Citizens Panel Contract and develop the use of Citizens panel	Service Improvement Plan	TMC	08/09	Review complete end January 2009. Programme agreed at next Community Engagement Group meeting. Consultation on SOA in Nov-Dec and Focus groups in Jan to inform SOA for end of Jan.	The Community Engagement Theme Group have established a working group to develop an action plan for Community Engagement. Citizens Panel being reviewed as part of that process. Panel contract agreed for 1 year. Survey programme going to focus on SOA 2009-2010 consultation with voluntary sector, general Panel members, equality groups.	John Ferguson

Required Actions/commitment by local partners for these outcomes – Young people will be supported within the community

Project	Objectives/Comment – 08/09	Lead	Year	Project Milestone & timescale	Progress	Identify Cross-Cutting issues	Contact details
Development of youth activities	Service Improvement Plan	TMC	08/11		Achievement Award activity has been set up in each ASG; Arts Awards are being piloted in Speyside (a first nationally); 12 youth clubs have received support for affiliation and insurance.	Need for ASG's to allocate funding towards award paperwork	Karen Delaney Ian Todd
Develop volunteers for youth clubs	Service Improvement Plan	TMC	08/11		First steps training for volunteers has been completed in Forres	Continually trying to source external funding to support	Karen Delaney Ian Todd

<p>Ensure that all young people have access to a youth worker</p>	<p>Council priority</p>	<p>TMC</p>	<p>08/11</p>	<p>and Buckie with 18 participants; 16 people (representing 9 youth groups) attended a games workshop; 12 people attended Child Protection via Youth Scotland and 20 via CLD; 28 completed REHIS and 9 completed "Respect Me" training.</p>	<p>first aid and Rehis courses which are often and entry point for volunteers.</p>	<p>Karen Delaney Ian Todd</p>
<p>Agree a programme of inputs to schools by Grampian Police Schools Liaison Officer and Community Beat Officers</p>	<p>Grampian Police Priority</p>	<p>TMC GP</p>	<p>08/09</p>	<p>Now have youth workers in each ASG, but limited capacity eg 10 hours per week for school and community needs. We have a well-established programme (although not standardised) of educational inputs covering many areas of citizenship, safety, health and well being, responsibility, diversity and harmony and consequences. The structure is currently such that the police are 'invited' into schools by the respective head teacher. A discussion takes place and a program is agreed for many months in advance, which sometimes gets tailored near the event based on current intelligence, should a specific youth related problem, in a specific area be identified. There is ongoing</p>	<p>CLD vision is to have a dedicated youth work team in each school. Current resource insufficient.</p>	<p>Colin Taylor Grampian Police</p>

	Implement the Youth Strategy	Service Improvement Plan	TMC	08/11	Meeting 9th March. Youth Council and TMC elected members	development on all programmes taking account of recent research and to address the implementation of Curriculum for Excellence. We are beginning work on establishing a standardised programmes of drugs education, which will be directly influenced by the outcome of the current national review of drugs education. During Qtr 1 64 inputs were delivered in secondary schools and 74 in primary schools.		
Support the development of the Youth Participation Structure	Service Improvement Plan priority	TMC	08/10		Meeting of Youth Council scheduled 17 th February	No update available at this time		Roddy Burns
								John Ferguson



MORAY COMMUNITY PLANNING PARTNERSHIP SINGLE OUTCOME AGREEMENT

Smarter

**(National Outcomes 3, 4, 5 and 8
Actions update Quarter 3 2008/09)**

Outcome 3 – We are better educated, more skilled and more successful, renowned for our research and innovation

Required Actions/commitment by local partners for these outcomes - Better trained workforce

Project	Objectives/Comment – 08/09	Lead	Year	Project Milestone & timescale	Progress	Identify Cross-Cutting issues	Contact details
Development of a high quality Moray business leadership programme	Recruitment of a cohort of business leaders thereby leading to improved GVA and productivity	HIEM	08/11	Cohort from Moray's business community to be recruited by December 2008.	Institute of Directors won contract. Target list of business leaders developed from HIE, and IOD working towards a cohort for training to begin in quarter 4 of 2008/09. Training cohort with IOD started Jan 09		Martin Johnson Ian Fraser Both HIE
Pilot volunteer recognition programme with Moray Council	To be considered during 08/09	TMC	08/09				John Ferguson
Research and development in distance technology	Under way	UHI / Distance Lab	08/09	Recruitment of Researchers, Interns and Core Staff to be completed.	Distance Lab progressing towards strategy and targets, now in year 2 of operations.		Mike Devenney Moray College
Remove - Development of an integrated workforce development plan for Moray	Draw upon the outcome of the business skills audit (07/08)	UHI/MC	08/09				

Required Actions/commitment by local partners for these outcomes - Development of research and development focussing on growth sectors and areas of strength in Moray

Project	Objectives/Comment – 08/09	Lead	Year	Project Milestone & timescale	Progress	Identify Cross-Cutting issues	Contact details
Developing a Sustainability Cluster	Scottish Centre for Sustainable Development Development of a Sustainability Group. There are a number of organisations and stakeholders active in sustainability in Moray. This in an initiative to identify these, bring them together, look for common opportunities and barriers and then do something about the opportunities and barriers, thereby leading to improved GVA and productivity.	HIEM HIEM	08/10	Vision and strategy to be developed during 2008/09.	Business plan for the National Centre for Sustainable Development under development. Development of a Moray Sustainability Cluster underway.		Martin Johnson Ian Fraser Both HIE
Research and development in distance technology	Under way. Project will deliver GVA growth, productivity and population benefits.	UHI / Distance Lab	08/09	Vision and strategy to be developed during 2008/09.	Business plan for the National Centre for Sustainable Development under development. Development of a Moray		Mike Devenney Moray College



 18/5

Institute for Food & Drink Technology	Development of business case. Aim is to move businesses in Moray (and Scotland up the value chain through innovation (packaging, processing and marketing) and development of leadership and management thereby leading to improved GVA and productivity.	HfEM & UH/IMC	08/09	Tender for project scope to go to market in quarter 4 of 2008/09.	Sustainability Cluster underway. On target to go to market for a commission to scope the business case.	Martin Johnson Ian Fraser Both HfEM
Development of Research Cluster	Development of a Moray Research Group, action plan. There are a number of organisations and stakeholders active in research in Moray. This is an initiative to identify these, bring them together, look for common opportunities and barriers and then do something about the opportunities and barriers, thereby leading to improved GVA and productivity.	HfEM & UH/IMC	08/10	Research plan to be in place for end of 2008/09 with prioritised objectives for 2009/10.	Inaugural meeting of the Moray Research Cluster has taken place. Research plan under development between UHI, NHS and HfEM.	Martin Johnson Ian Fraser Both HfEM
Realising and marketing Moray's Health and Social Care potential	Development of an action plan. Working with NHS Grampian and UHI/Moray College HfEM are scoping and planning a potential life-sciences facility; a mix of teaching and research. This would be complementary to the Centre for Life Sciences in Inverness. Anticipate that the proposed facility will support the development of commercial activities in the sphere of life sciences, thereby new economic activity would support out growth ambitions.	NHSG	08/09	If the necessary agreement and planning permission can be obtained, the end of 2009 could commence construction of a Lifescience Centre. This would form part of the redevelopment of Moray College's main campus.	Business case now being developed and is on track for completion by March 2009. Outline plans for the building have been drawn up.	Mike Devenney Moray College Andrew Fowle NHS
International learning centre for health and community care in remote and rural areas	Development of business case and action plan	NHSG	08/09		No update has been provided as yet. It is hoped to establish the assigned officer to provide update for the next reporting quarter.	Mike Devenney Moray College Andrew Fowle NHS
Managing integrated health and social care	Development of business case and action plan	NHSG	08/10		No update has been provided as yet. It is hoped to establish the assigned officer to provide update for the next reporting quarter.	Andrew Fowle NHS
Chair in Food & Drink Technology	To be considered as part of development of Institute for Food & Drink Technology	UH/IMC	08/09	There is no immediate prospect of this happening.	PhD studentship in Food to be created in the first instance. Should be able to bring this about early in 2009.	Mike Devenney Moray College

Chair in Healthcare Training in remote and rural areas	To be looked at during 08/09	UHI/MC	08/09	There is no immediate prospect of this happening. However, an Honorary Professorship has been awarded by UHI to Grant Cumming of NHS Grampian.	PhD studentship in Rural Health to be created in the first instance. Should be able to achieve this early in 2009.		Mike Devenney Moray College
Chair in Integrated Health Care Management	To be looked at during 08/09	UHI/MC	08/09	There is no immediate prospect of this happening. However, an Honorary Professorship has been awarded by UHI to Grant Cumming of NHS Grampian.	PhD studentship in Rural Health to be created in the first instance. Should be able to achieve this early in 2009.		Mike Devenney Moray College

Outcome 4 – Our young people are successful learners, confident individuals, effective contributors and responsible citizens

Required Actions/commitment by local partners for these outcomes - Curriculum for Excellence – Successful Learners

Project	Objectives/Comment – 08/09	Lead	Year	Project Milestone & timescale	Progress	Identify Cross-Cutting issues	Contact details
Support staff in schools to raise attainment, particularly in under attaining schools and departments	Council priority	TMC	08/11		<p>EdS08005.3 Strengthening the provision and staff development in specific areas (e.g. Autism, Challenging Behaviour, Child Protection) - Proposals for the restructuring of the Inclusion and Support Service are currently being consulted on. Staff training is ongoing.</p> <p>EdS08007.1 To improve systems for self evaluation and improvement planning across the service - Practice is shared at primary and secondary head teacher's meetings with input from HMIE District Inspector at the meetings. Further specific in-service training for primary head teachers on self-evaluation is planned for February. The review of self-evaluation in CLD and Libraries and Museums has commenced.</p> <p>EdS08007.2 To develop further the use of available data, particularly attainment data in schools, at all</p>		S.I.P. George Sinclair

<p>Involve parents more directly in supporting all aspects of their child's education</p>	<p>Council priority</p>	<p>TMC</p>	<p>08/11</p>	<p>levels - The data working group reviewing the process of prelim analysis met in December. The format of prelim data was discussed with new format to be applied this year. UPSA inclusion to carry on this year. Inclusion of baseline data in summary sheets this year. Engaging with head teachers and staff regarding the use of data continues to be a feature during audits and visits.</p>	<p>EdS08006.1 The draft Parental Involvement Strategy has been completed. Following final discussion with the parental involvement strategy group, SMT, and Educational Services, the strategy will be sent out to stakeholders for consultation. A programme of training and meetings for representatives of Parent Councils is being arranged for session 2008-09.</p>	<p>S.I.P. John Trodden</p>
<p>Continue to address underachievement at credit level and in S5/S6</p>	<p>Service Improvement Plan priority</p>	<p>TMC</p>	<p>08/11</p>	<p>EdS08002.2 - Senior school staff training on analysis of examination statistics has been completed. Data working group meeting to consider the approach to examination estimates. All QIOs have met with HEDs to discuss individual schools.</p>	<p>S.I.P. Vivienne Cross George Sinclair</p>	

Continue to address issues of underachievement in the lowest attaining 20%	Service Improvement Plan priority	TMC	08/11	EdS08002.3 – The draft strategy to facilitate the planning and use of the LAC database has been completed. Looked After Children database has been revised and is being piloted with support agencies. Action Plan in development to respond to all 19-action points of "We Can And Must Do Better", the Scottish Government major initiative in relation to Looked After Children. A task group is currently revising and reworking the council's policy on Looked After Children in relation to how the Council monitors the progress of Looked After Children. Attainment Data is being analysed. The sharing of data with schools is being reviewed in order to integrate Looked After Children data with other tasks and information assigned to schools.	S.I.P. Vivienne Cross Mark Elvines
Develop strategies to achieve high standards of performance in national examinations	Council priority	TMC	08/11	All other actions in this section feed into this overarching aim. Refer to all other progress updates.	S.I.P. George Sinclair
Publish a comprehensive Schools Information Report covering achievement, attainment and attendance	Council priority	TMC	08/11	Public Performance Report 2008 being compiled and will be complete in March 2009.	S.I.P. George Sinclair
Support schools to implement finalised Curriculum for Excellence outcomes	Service Improvement Plan priority	TMC	08/11	EdS08002.1 – Plans are in place for secondary schools to review their curriculum structure. Moray's	S.I.P. George Sinclair

ITEM: 5
PAGE: 105

	Support establishments in improving practice in learning and teaching	Service Improvement Plan priority	TMC	08/09	discussion with a limited group before wider consultation progresses EdS08001.1- Support packs for teachers have been produced on Writing Across the Curriculum, Reading Across the Curriculum and associated staff development courses have been delivered for the schools identified by officers. Work on the development of an authority literacy policy is ongoing and will extend beyond March 2009 as dictated by National Developments. Work will continue in schools to embed the principles of reading and writing across the curriculum.	S.I.P. Paul Watson
Continue to implement parental involvement act	Service Improvement Plan priority	TMC	08/09	EdS08006.1 The draft Parental Involvement Strategy has been completed, and following final discussion with the parental involvement strategy group, and SMT, Educational Services, the strategy will be sent out to stakeholders for consultation. A programme of training and meetings for representatives of Parent Councils is being arranged for session 2008-09. EdS08009.2 - 3 courses in the Moray Childcare Partnership Prospectus relate to healthy living. 3 Partner Providers are	S.I.P. John Trodden	
Promote health, well being and respect	Service Improvement Plan priority	TMC	08/09	EdS08009.2 - 3 courses in the Moray Childcare Partnership Prospectus relate to healthy living. 3 Partner Providers are	S.I.P. Sheila Duffin Jim Gibson Nick Goodwin	

T J M
J M
M M

5
107

Outcome 5 – Our children have the best start in life and are ready to succeed

Required Actions/commitment by local partners for these outcomes - Early Years' development, learning and care experiences

Project	Objectives/Comment – 08/09	Lead	Year	Project Milestone & timescale	Progress	Identify Cross-Cutting issues	Contact details
Review bi-lingual support provision to take account of increased enrolment of non-English speakers	Educational Services service Improvement plan priority	TMC	08/09		<p>Following discussion with the Head of Educational Support Services and other senior officers, this project is being considered to be referring to EAL support as Moray does not offer a bi-lingual support provision.</p> <p>Pupil enrolment for 2009/10 school year is due out in February when a review of the number of non-English speaking pupils and required support and resources to meet the need will be carried out. A report will be submitted to Children's & Young Peoples Services Committee in the summer.</p>		Richard Donald

Required Actions/commitment by local partners for these outcomes - Health development

Project	Objectives/Comment – 08/09	Lead	Year	Project Milestone & timescale	Progress	Identify Cross-Cutting issues	Contact details
Review youth intervention initiatives	Council priority	TMC	08/09				Graham Jarvis Andy Jamieson
All children 0-5 participating in Play @ Home	NHSG priority	NHSG	08/09		<p>Launch of final Play@Home programme (Pre-school) March 2009. Pre-school programme to be disseminated to children/families via nurseries/pre-school groups/developmental nurseries when children commence funded placement. Roll out of Play@Home training for nursery/pre-school/developmental</p>		Tracey Gervaise

							nurseries planned Jan-March 09. (Local Trainer for Trainers programme included). Play@Home approach identified as core business/approach within pre-identified pre-5 services, links with MCCP established.			
Develop dental facilities in Moray	NHSG priority	NHSG	08/09				Childsmile Co-ordinator Moray, appointed. Project Plan initial implementation stage.			Elaine Brown
Implement Childsmile programme	NHSG priority	NHSG	08/09				No update			Tracey Gervaise
Implement Unicef infant feeding programme	NHSG priority	NHSG	08/09							Tracey Gervaise

Required Actions/commitment by local partners for these outcomes - Children cared for and supported

Project	Objectives/Comment – 08/09	Lead	Year	Project Milestone & timescale	Progress	Identify Cross-Cutting issues	Contact details
Continue and develop the Moray Surestart Programme directed at the under 5s.	Educational Services service Improvement plan priority	TMC	08/09				John Carney
Strengthen provision in specific areas (autism, challenging behaviour)	Educational Services service Improvement plan priority	TMC	08/09		EdS08005.3 Strengthening the provision and staff development in specific areas (e.g. Autism, Challenging Behaviour, Child Protection) - Proposals for the restructuring of the Inclusion and Support Service are currently being consulted on. Staff training is ongoing.		S.I.P. Richard Donald Graeme Gordon
Roll out Solution Oriented School Programme across Moray	Educational Services service Improvement plan priority	TMC	08/09		EdS08002.7 - Training continues to be offered to school staff with support provided on Solution Oriented approaches by our Outreach Team. Training for partner agencies will be provided early in 2009.		S.I.P. Graeme Gordon
Develop integrated work to ensure effective integrated assessment framework is in place and utilised to deliver integrated services for children and young	Educational Services service Improvement plan priority	TMC	08/09		EdS08005.1 - Developing integrated work with Community Services and other partners is progressing with outline of the Integrated		S.I.P. Richard Donald Wendy Jamieson

Richard Donald
Wendy Jamieson
S.I.P.

people							Service Plan was approved within expected timescales with the next stage of agreeing action plans is progressing within planned timeline.				
Develop procedures and processes to ensure systematic use of Individual Learning Plans	Educational Services service Improvement plan priority		TMC	08/09			EdS08002.4 – Procedure proforma have been produced and implemented by the team. All adults engaged in targeted learning opportunities complete an individual; learning plan. These plans differ slightly depending on the nature of the learning however, all ILPs meet HMLe Quality Assurance criteria.			S.I.P. Karen Delaney Ian Todd	
Implement Moray Dental Action Plan	NHSG priority		NHSG	08/09						Elaine Brown	


Outcome 8 – We have improved the life chances for children, young people and families at risk.

Required Actions/commitment by local partners for these outcomes - Children will be protected from abuse and harm

Project	Objectives/Comment – 08/09	Lead	Year	Project Milestone & timescale	Progress	Identify Cross-Cutting issues	Contact details
Develop local individual packages of care and education to reduce the number of out of area placements	Service Improvement Plan priority	TMC	08/11		75% complete with Service Managers Group meeting weekly. Appropriate packages of support actioned and monitored.		Alan Dunsire
Develop co-located Police & Social Work Child Protection Unit	Agreed and detailed brief being developed	TMC GP NHSG	08/09		The co-located unit is running effectively and is still based at the Resource Centre at Elgin Police office. It consists of two full time members of social work staff and one part time manager for the social work staff. At present there are four full time police officers two of which are in temporary roles. We are awaiting a decision as to whether those temporary positions will be made permanent. All Case conferences are attended		Adrian Moar Gordon Sinclair

ITEM:
PAGE:

11



MORAY COMMUNITY PLANNING PARTNERSHIP SINGLE OUTCOME AGREEMENT

Healthier

**(National Outcome 6
Actions updates)**

Outcome 6 – We live longer, healthier lives

Required Actions/commitment by local partners for these outcomes - Reduce the burden of disease, harm, distress and premature death due to excessive alcohol consumption and drug misuse

Project	Objectives/Comment – 08/09	Lead	Year	Project Milestone & timescale	Progress	Identify Cross-Cutting issues	Contact details
Achieve agreed number of screenings using the setting-appropriate screening tool and appropriate alcohol brief intervention, in line with SIGN 74 guidelines	NHS Grampian, HEAT Measure	NHSG	08/09		Fast track NHS Health Scotland Alcohol Brief Intervention Training to be made available locally to primary and secondary care personnel, Moray-wide within current financial year.		Tracey Gervaise
Operation Avon and Alcohol Test Purchase operations are due to commence shortly	Ongoing programme by CPP	TMC GP	08/09		Seven Operation Avons took place over the July/ September 2008 period, the venues being Elgin, Forres & Lossiemouth. Three Test Purchase Operations (Operation Unst) took place over the same period, including one positive test at a Keith off-sales premises. This will be progressed in quarter 4 by the DAAT.		Andy Jamieson
Develop a strategy to tackle alcohol-related issues	To be developed by Community Planning Partnership	CPP	08/11				Sandy Riddell
Develop Policy on alcohol issues for the Licensing Board	Licensing Forum	CPP	08/11		The Forum provides advice and makes recommendations to the Board as an ongoing process.		Peter Adamson
Implement DAAT action plan	DAAT priority	DAAT	08/09		DAAT Plan reviewed and position statement prepared. Needs analysis to be completed by March 2009. Priorities for the next 2 years will consequently be identified.		Robin Paterson

Required Actions/commitment by local partners for these outcomes - Continue to improve the health of people and sustain long term change by preventing or reducing health inequalities

Project	Objectives/Comment – 08/09	Lead	Year	Project Milestone & timescale	Progress	Identify Cross-Cutting issues	Contact details
Council and NHS to work together to develop new health centres	To be developed by Council and NHS	TMC NHSG	08/09		Forres Integrated Hospital and Health Centre. Action Plan in place. Working to timescale, anticipated completion date 2011. Victoria Crescent. Action plan in place, working to timescale, anticipated completion date September 2009. Life Science Centre. Preferred site identified, Moray College Elgin, currently at initial design stage.		Elaine Brown NHS

ITEM:
PAGE: 114

Girls to be immunised for HPV – all S2 and above pupils	To be considered in 08/09	CPP	08/09		High uptake secured, high 90% and one 100% uptake in secondary schools/ASG's Moray-wide.	Tracey Gervaise
Development of School Travel Plans and Active Travel Plans and Schemes	Service Improvement plan	TMC	08/		Qtr 2: Good but steady progress with School Travel Plans. Summer vacation constitutes much of this quarter - no school contact. "Easy Hits" done, so measured rate of progress will slow in future. Consultations on Travel Plan extension to other Council sites well advanced. Consultants to report soon.	Gordon Holland
Implement the Joint Health Improvement Plan	To be considered	CPP	08/09		Moray JHIP under review. Awaiting guidance from the Scottish Government Public Health and Well being Directorate on the future of the JHIP, due New Year 09. High level SG/COSLA group currently reviewing all plans with a view to streamline. It may be that appropriate JHIP actions will be embedded within future Sosa and a plan supporting other Health Improvement actions sits within the community planning theme group, Achieving a Healthier & Caring Community and reports to the Healthier Strategic Group & CPP.	Tracey Gervaise
Develop Physical Activity Sport and Health Action Plan	JHIP priority	JHIP	08/09		Physical Activity and Sports Health Strategy and Action Plan in place. Achievements to date: Early Years: Implementation of Play@Home. School Aged Children: Implementation of Active Schools. Communities: Walk Moray & Moray Health Walks. Annual Jog Scotland 5k. Facilities: Development of astro turf pitches in Buckie and Speyside.	Tracey Gervaise

Implement Moray Sexual Health Action Plan	To be considered	CPP	08/09		Established Moray Sexual Health Strategy Group in place, action plan working to timescale. Achievements to date: Delivery of Sexual Health Awareness Training to Primary Care Personnel, Moray-wide. Delivery of SHARE training to primary and secondary school teachers and School Nurses. SMS Young People's Drop-in.	Tracey Gervaise
---	------------------	-----	-------	--	---	-----------------

Required Actions/commitment by local partners for these outcomes - The numbers of overweight and obese children and adults will reduce.

Project	Objectives/Comment -- 08/09	Lead	Year	Project Milestone & timescale	Progress	Identify Cross-Cutting issues	Contact details
Implement Moray Food & Health Policy	JHIP priority	JHIP	08/09		Established Moray Food and Health Project Group. Action plan working to timescale. Achievements to date: Draft Food Policy for TMC completed. Community Food Initiatives North East establishment, current service provision in Moray includes fruit and vegetable delivery to disadvantaged/social inclusion groups i.e. Lhanbryde, Keith. Implementation of Hungry for Success. Healthy Working Lives: Weight Management Service for Dr Grays Personnel. Delivery of Confidence to Cook Programme Moray-wide. Needs assessment of Nutritional Status of Older People complete.		Tracey Gervaise

Required Actions/commitment by local partners for these outcomes - The number of people in Moray who smoke will reduce

Project	Objectives/Comment -- 08/09	Lead	Year	Project Milestone & timescale	Progress	Identify Cross-Cutting issues	Contact details
Continue to provide Smoking Advice Service	NHSG priority	NHSG	08/09		New SAS advisor joined team in January – the post was vacant between October 07 and January 08. To date 285 clients seen in community (2008), plus number of clients in Dr Grays clinic on a one-to-one basis. 111 were non-smokers at 4-week follow-up – approx 39%. Allowing for DNA rate of 21% raises this to 50%. The workplace advisor continues to provide services to companies in Moray and we will be looking to adopt the		Tracey Gervaise

ITEM:
PAGE:

5
16

					<p>requirements of the Health Promoting Health Service (CEL) in the forthcoming year. Secondary care and Workplace advisors will work closely together on this development.</p> <p>The SAS will now also be covering Speyside, previously covered by community nursing staff.</p> <p>The pharmacy scheme remains a popular means of accessing the service. The launch, in August 2008, of the new pharmacy contract has meant that all pharmacies will now be required to offer cessation support. This will increase the number of options across Grampian and there is a requirement for pharmacies to collect the 4-week data as part of the contract.</p> <p>A number of new initiatives are being piloted in the SAS at present. We are currently trialling SMS appointment reminders and have recently introduced telephone follow-ups. We hope both will increase attendance rates, motivation and, ultimately, data return at the 4-week follow up point.</p> <p>We will shortly be introducing a new referral pathway for pre-operative smoking cessation. Clients will be seen within the Secondary Care arm of the service and the proposal has been well received by Consultants and GPs.</p>	
Implement maternal tobacco use initiative	NHSG priority	NHSG	08/09		<p>Maternal tobacco use initiative: Pilot Smoking Cessation Project for Pregnant Mothers Who Smoke launched November 2008</p>	Tracey Gervaise

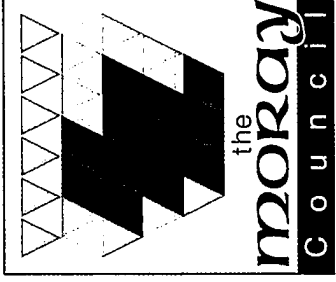
Required Actions/commitment by local partners for these outcomes - People in Moray have improved mental wellbeing

Project	Objectives/Comment – 08/09	Lead	Year	Project Milestone & timescale	Progress	Contact details
Implement Mental Health Delivery Plan	Service Improvement Plan	CPP	08/09		<p>Mental Health Delivery Plan is currently being implemented. Specific actions are being addressed including extensive suicide prevention training programme.</p>	<p>Identify Cross-Cutting issues Development of dementia strategy requires involvement of all agencies.</p> <p>Robin Paterson PAGE: 5 ITEM: 117</p>

Support action in "towards a mentally flourishing Scotland"	NHSG priority	MCHSCP	08/09		Preparation underway to adopt NHS Grampian integrated care pathway for major mental disorders. Development of community and primary care based access to psychological therapies.	Social inclusion work as per Sections 26 to 31 of the Mental Health Care and Treatment Act.	Robin Paterson
Build on the Scotland's Health at Work programme, and in particular mental health and wellbeing policies	JHIP NHSG priority	MCHSCP	08/09		Consultations ongoing to develop further awareness training opportunities for staff and better managing stress at work initiatives		Robin Paterson

Required Actions/commitment by local partners for these outcomes - Increase the proportion of people needing care or support who are able to sustain an independent quality of life as part of the community.

Project	Objectives/Comment - 08/09	Lead	Year	Project Milestone & timescale	Progress	Identify Cross-Cutting issues	Contact details
Develop the use of tele-care, preventative and rehabilitation services	Service Improvement Plan	CPP	08/09		Specific strategies leading to higher levels of service user care are being developed in relation to Home Care and Home from Hospital Services.		Robin Paterson
Develop housing/support models for older people in their communities	Service Improvement Plan	CPP	08/09		Not an action identified in the current SIP- please remove.		Robin Paterson
Increase pro-active work with people at risk of admission to hospital	Service Improvement Plan	CPP	08/09		Moray CHSCP will work with ATOS to develop an unscheduled care improvement plan. It is the intention that this plan will lead to a reduction in the rates of admission to A&E.		Robin Paterson
Implement Carers Strategy	Service Improvement Plan	CPP	08/09		Completed and being implemented. Carers' Assessment Tool approved and service contract awarded.		Robin Paterson
Implement Moray Older People's Strategy	Service Improvement Plan	CPP	08/09		Strategy has now been Equality Impact assessed. Second and final public consultation exercise is currently underway.		Robin Paterson
Implement Learning Disability "Same as You" plan	Service Improvement Plan	MCHSCP	08/09	Plan is 2007-2010	Implementation of recommendations is ongoing.		Ann Slee



MORAY COMMUNITY PLANNING PARTNERSHIP SINGLE OUTCOME AGREEMENT

Wealthier & Fairer Theme

**(National Outcomes 1, 2 and 13
Actions update Quarter 3 2008/09)**

National Outcome 1 - We live in a Scotland that is the most attractive place for doing business in Europe

Required Actions/commitment by local partners for these outcomes - Increased level of economic activity: -

Project	Objectives/Comment - 08/09	Lead	Year	Project Milestone & timescale	Progress	Identify Cross-Cutting issues	Contact details
Buckle - acquisition of harbour-side land and the development of an iconic office	Land to be acquired by HIEM from TMC.	TMC (land) & HIEM	08/09	TMC to identify future for harbour development and explore potential for private sector involvement in and around harbour area	Awaiting outcome of discussions with TMC on Harbour area developments	Need for TMC and HIEM to collaborate in finding appropriate solution but TMC to take initial actions	Sandy Ritchie Ian Fraser HIE Martin Johnson HIE
	Detailed planning and costing to be undertaken.	HIEM					
	Planning permission sought and granted.	HIEM					
Buckle - Business Park with Speculative office.	Land to be acquired by HIEM from private sector.	HIEM	08/10	HIEM to acquire land subject to planning issues being clarified amongst interested parties. (When locations for site occupation are finalised).	Awaiting outcome of Tesco planning application. Significant cost implications for HIEM in developing South part of the site in isolation.		Ian Fraser HIE Martin Johnson HIE Donald Lunan John Black
	Detailed planning and costing to be undertaken.	HIEM			Cannot progress until site apportionment finalised		
	Planning permission sought and granted.	HIEM					
Elgin - Business Park	Site options to be identified Elgin West - option	TMC HIEM	08/09	Elgin West most likely site for initial future development in Elgin Barmuckity not available for sale at present time	Seeking to purchase land from TMC. Consultants currently engaged on technical site survey and access costs. Hope to purchase by March 09 if technically/legally possible.	Explore potential for co-location on Elgin West site TMC and HIEM. Also gauge private sector interest in developing site	Donald Lunan John Black Ian Fraser HIE Martin Johnson HIE
Forres - Development of high quality business infrastructure & accommodation	Development of roads and construction of speculative units	HIEM	08/09	2008	Two speculative units 3k and 4k ft/2 completed and available for occupation.		Ian Fraser HIE Martin Johnson HIE
				2008	Planning permission and Building warrant granted for 7.5k ft/2		

ITEM:
PAGE: 119

Through business gateway, there will be a focus on increasing the number of start up businesses within Moray. Effort and influence will be directed towards Moray's higher impact businesses in terms of size, innovation and growth potential. Actively support national tourism initiatives which will assist Moray, such as Homecoming events, green tourism and ancestral tourism with Moray based activities	Implement Moray 2020/GES	HIEM	08/11		By end 2008/9	Target 20 companies to develop/increase international trade activities (11 achieved to date)		Ian Fraser HIE Martin Johnson HIE Donald Lunan
	Council priority	TMC	08/11			As Homecoming comments above.		Donald Lunan
Elgin – Scotland's 5 th Art School	Vision and Master Plan to be developed, leading to an action plan	UHI/MC	08/10		Plans for expansion of Higher Education Art courses to be developed by March 2009.	Art School has already been launched but this is a pre-cursor to a much more ambitious vision. Paper on potential for growth has been completed and 5 year activity plan will be completed by end of January 2009.	This is tied in with the development of the University Campus in Elgin below.	Mike Devenney Moray College
Elgin – Development of University Campus	Master Plan to be developed, business case made.	UHI/MC	08/09		Revised Business Case to be developed by May 2009.	On track for completion of Business Case by May 2009.	It is now intended that the proposed NHS Grampian Lifescience Centre (see below) will form part of the Master Plan as Phase 1.	Mike Devenney Moray College
Moray Towns economic transformation project.	Master Plan to be developed	TMC	08/09			1. Community representative groups formed in Buckie, Keith, Lossiemouth and Forres. Meetings held with officers to		Donald Lunan

ITEM: 5
PAGE: 121

						draw up Master Plans. Funding bids to be made early 2009. 2. BID (Elgin) set with business community 3. Conservation Area Regeneration Scheme in Keith set up with Moray Council and Historic Scotland funding.				
HIEIM will focus on those industries and businesses which have the highest growth potential and where that potential can only be realised with HIEIM's assistance.	Develop a key account list of businesses of growth potential in Moray.	HIEIM	08/09			Initial Key account list developed (subject to ongoing review)			Ian Fraser HIE Martin Johnson HIE	
Moray the Brand	Commission research. Action plan to be developed in light of market research.	HIEIM	08/10			Study complete (HIE) and reported to Tourism Group.			Martin Johnson	
Growing businesses of scale:	Development of account management and the successful delivery of "value propositions"	HIEIM	09/10						Ian Fraser HIE Martin Johnson HIE	
Towns Promotions & Development project	Commission research. Action plan to be developed	TMC	08/09			Same as Moray Towns comments above.			Donald Lunan	
Complete the Rural Development Strategy	Develop LEADER bid to support development of Rural Development Strategy	TMC	08/09			Successful LEADER bid announced January 2009 and at funding seminar in Elgin. LEADER Development Officers posts (2) currently being advertised.			Donald Lunan	
Elgin – Development of Lifescience Centre	Vision and Master Plan to be developed, leading to an action plan	NHSG	08/09		Business Case to be developed by February 2009.	On track for completion of Business Case by end of February 2009.			Mike Devenney Moray College	
Development and implementation of a Tourism Strategy	Launch and implementation of tourism strategy, leading to the creation of a Destination	HIEIM	08/10			Initial review completed			Donald Lunan	

	Development Organisation					Brief to support tender proposal to procure delivery of DDO service sent out for comment of Tourism Group DDO Team appointed		
--	--------------------------	--	--	--	--	---	--	--

Required Actions/commitment by local partners for these outcomes - Improved transport infrastructure

Project	Objectives/Comment – 08/09	Lead	Year	Project Milestone & timescale	Progress	Identify Cross-Cutting issues	Contact Details
Monitor and accelerate where we can, infrastructure projects that emanate from transport studies and assessments	Council priority	TMC	08/11	Report Elgin Traffic Management to Service Committee with interim findings Feb 2009	On target - 2 reports	Need for Framework Agreement identified	Sandy Ritchie
Monitor the construction of the Reiket Lane Railway Bridge and ensure completion on target	Council priority	TMC	08/09	Construction started on site 12/1/2009	Utility diversions complete; First rail track possession scheduled for 31/1/09		Sandy Ritchie Neil Fotheringham

Required Actions/commitment by local partners for these outcomes - Improved environment for new and expanding business

Project	Objectives/Comment – 08/09	Lead	Year	Project Milestone & timescale	Progress	Identify Cross-Cutting issues	Contact details
Relocation of businesses at Chanonry industrial site due to flooding. Review needed to establish a programme for new business units.	Necessary due to flood alleviation scheme construction.	HIEM TMC	08/10		Work has started in upgrading of Chanonry land to accommodate replaced businesses from Gramplan Road.		John Black Donald Lunan

National Outcome 2 - We realise our full economic potential with more and better employment opportunities for our people

Required Actions/commitment by local partners for these outcomes - Young People into employment

Project	Objectives/Comment – 08/09	Lead	Year	Project Milestone & timescale	Progress	Identify Cross-Cutting issues	Contact details
Grow our own talent for those school leavers moving directly into work	Increase number of modern apprenticeships Create opportunities for More Choices / More Chances young people Increase the number of non seasonal permanent employment opportunities	TMC	08/11	Appointments of apprentices	Appointments of 11 appointed January another 11 to be appointed May 2009		John Ferguson
Establish early intervention strategy for young people who could become or are "not in education, training or employment" category	Identify potential young people in this category at an early stage in their school career and ensure effective transition support for moves from school to post school. Support key groups through co-ordinated approaches to young people in the 16-19 age group in this category to assist them to enter work, education or training	TMC CPP	08/11	Pilot 16 + learning Choices in selected schools full roll	Educational Services now regularly identify lowest attaining 20% Establishment of More Choices More Chances Multi agency group Transitions Group to address the 16 to 19 age group. Specific focus on vulnerable young people in transition. Development of 16 + Learning Choices programme agreed being planned for 2009	16+ learning Choices involves Skills Development Scotland Moray College	John Ferguson
Increase opportunities for employment of vulnerable people	Apprenticeship Scheme	TMC	08/11		More Choices More Chances group has merged with Workforce Plus to establish employability group and will have an overview of the Employment of Vulnerable adults Pupils Pilot Work preparation programme targeting young people with disabilities across all Schools in Moray to assist transition into employment 4 young		John Ferguson

ITEM: 5
PAGE: 124

Deliver the Moray Determined to Succeed Plan for 2006-8	Increase scope and uptake of vocational course and work experience placements Skill force involved in all secondary schools and evaluation and accreditation show a positive impact on most learners	TMC	08/09	<p>1. Evaluation of DtS Phase 1 2006-2008 completed. Evaluation Report produced and submitted to Scottish Government on 14.7.08.</p> <p>2. Local Authority Plan for DtS Phase 2 2008-2011 submitted to Scottish Government 19.12.08.</p>	<p>people being supported in this programme. If successful rolled out top all schools reviewing programme Easter 2009</p> <p>Quarter 3 update- This development for 2006-2008 (phase 1) has been completed and all targets within the plan competed. The Scottish Government has accepted our evaluation and report of activity related to this plan. Determined to Succeed Phase 2 was announced in November 2008, and a new DtS Phase 2 plan has been developed to cover the period 2008-2011. This new plan has been submitted to the Scottish Government for approval. It contains targets against six themes: -</p> <p>Supporting the development of skills for life, skills for work</p> <p>Engaging Employers</p> <p>Broadening the reach of Determined to Succeed</p> <p>Embedding enterprise in the curriculum</p> <p>Building capacity</p> <p>Enhancing our international reputation</p>		John Trodden
---	---	-----	-------	--	--	--	--------------

Workforce Planning	Develop workforce plan	TMC	08/09		Following the approval of the Workforce plan in April 2008: The teaching report and final draft plan has gone to Education for agreement. Data has been prepared; analysis undertaken and plans are now ready for discussion with all other departments with meetings to be arranged.		Denise Whitworth
Development of a centre of excellence in Social Enterprise	To be scoped and an action and research plan developed	HIEM	08/09				Ian Fraser HIE Martin Johnson HIE
Promoting the Moray area as a place in which to live, work and visit.	Tender and Commission of private sector specialists. Development of an Action Plan	HIEM TMC	08/10		Revised 2020 action plan reported to Wealthier Community Planning Group November 2008.		Donald Lunan Ian Fraser HIE Martin Johnson HIE
Marketing communications plan to be developed.	Scoping exercise and action plan	HIEM	08/09				Ian Fraser HIE Martin Johnson HIE

Required Actions/commitment by local partners for these outcomes - Resources

Project	Objectives/Comment – 08/09	Lead	Year	Project Milestone & timescale	Progress	Identify Cross-Cutting issues	Contact details
Ensure that Moray has a strong voice in the Enterprise network and receives a fair share of financial investment in economic development projects	Council priority	TMC	08/11				Stewart Halkett

National Outcome 13 - We take pride in a strong, fair and inclusive national identity

Required Actions/commitment by local partners for these outcomes – The many cultures of communities of interest and geographical communities in Moray which gives the areas a distinct and inclusive identity will be supported and fostered

Project	Objectives/Comment – 08/09	Lead	Year	Project Milestone & timescale	Progress	Identify Cross-Cutting issues	Contact details
Support Homecoming events in 2009.	Council priorities	TMC	08/09	Economic Development & Infrastructure	Re-assigned consultancy to assess		Pierre Masson

128
5

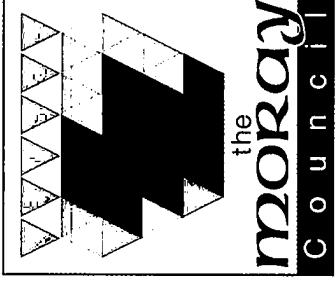
					Committee (17 June) agreed £50k over two years funding for Moray Connections Projects. Flagship project Canadian CPR being reassessed following poor response (September).	alternative market for Homecoming. Homecoming programme of events being prepared with VS and the industry. Application made to HLF to support comprehensive range of events involving heritage providers and local communities, with January notification awaited. Moray Council agreement to support 4 projects: 1. Moray Connections – Ancestral Tourism 2. From Rail to Space 3. Speyside Whisky Festival 4. Homecoming Ceilidh		
--	--	--	--	--	--	---	--	--

Required Actions/commitment by local partners for these outcomes – Heritage and Ancestral Tourism

Project	Objectives/Comment – 08/09	Lead	Year	Project Milestone & timescale	Progress	Identify Cross-Cutting issues	Contact details
Publicise existing facilities	Council priority	TMC	08/11		Post of Visitor Development Officer approved and appointment made with a Jan 09 start. Key aim of post is to increase the number of visitors and visits to heritage attractions, supporting the Moray Museums and Heritage forum in doing so. A visitor development strategy and associated targets will be an initial priority. Publicity for facilities included in Year of Homecoming project.		Alastair Campbell
Develop a strategy to develop a centre for heritage and ancestral	Consult with all stakeholders	TMC	08/09		Sites feasibility study completed and costs		Alastair Campbell

PAID
M: 5
E: 17

tourism		Identified. Report will go to March meeting of committee, prior to wider consultation and consideration of all options. Input of National Archives of Scotland has identified Council's obligations and this will be included in above report. Offer of a key local archive strengthens need and case for a centre and external funding. Ancestral tourism initiatives to be delivered as part of Year of Homecoming 2009 programme and as part of reprioritisation of Local heritage Service's activity.					
---------	--	---	--	--	--	--	--



MORAY COMMUNITY PLANNING PARTNERSHIP SINGLE OUTCOME AGREEMENT

Greener

**(National Outcome 12 and 14 – Actions update
Quarter 3 2008/09)**

Outcome 12 – We value and enjoy our built and natural environment and protect it and enhance it for future generations.

Required Actions/commitment by local partners for these outcomes – Flood Alleviation

Project	Objectives/Comment – 08/09	Lead	Year	Project Milestone & timescale	Progress	Identify Cross-Cutting issues	Contact details
Flood alleviation schemes to be formally promoted	Council priority	TMC	08/11	See submission for SOA 09/12	Lhanbryde scheme complete Burn of Mosset (Forres) and Rothes schemes under construction Elgin, Forres and Findhorn applications under consideration	Impact on some businesses in Elgin.	Dave Gowans
All future housing developments in flood risk areas to be subject to flood risk assessments	Council priority	TMC	08/11		As required as part of planning applications in consultation with SEPA and Moray Flood Alleviation	May require some mitigation works on some housing developments.	Stewart Halkett
Continue to work with Scottish Water to improve surface water drainage throughout the area	Council priority	TMC	08/11		Meeting planned for February 2009.		Sandy Ritchie

Required Actions/commitment by local partners for these outcomes – Natural Environment

Project	Objectives/Comment – 08/09	Lead	Year	Project Milestone & timescale	Progress	Identify Cross-Cutting issues	Contact details
Encourage and assist local people, organisations and businesses to protect and improve the environment	Council priority	TMC	08/11		Projects for LEADER and Rural Town Partnership being progressed to should assist with Local Community Projects.	Will assist objectives of other Strategic Groups and SOA priorities by supporting relevant community projects.	Donald Lunan
Work with community planning partners in the shaping of rural communities in conjunction with the Local Plan	Council priority	TMC	08/11		This will be addressed as part of Development Plan implementation, and Rural Town Partnerships. Local Plan was formally adopted in December	Will assist objectives of other Strategic Groups and SOA priorities by supporting relevant community projects.	Donald Lunan

ITEM: 5
PAGE: 130

Use Tree Preservation orders to protect the natural environment	Service Improvement Plan	TMC	08/11		2008. TPOs designated as and when required by planning Committee	Donald Lunan
Carry out open space audits	Service Improvement Plan	TMC	08/10	<p>Forres (pilot)</p> <ul style="list-style-type: none"> - Site Audits of open space sites (from Local Plan 08) to be complete by end Jan09 - Public consultation event to be held on 14 March 09 - Report audit findings and proposed program/process for rest of towns (Elgin, Buckie, Keith & Lossie) to Planning & Regulatory Services committee in May 09 - Conduct remaining audits/consultation over the Summer 09 - Report to Committee with Draft Open Space Strategy based on consultation/audit in Winter 09/10 	<p>April 2008:</p> <ul style="list-style-type: none"> • Survey completed in all main towns by Greenspace Scotland Consultancy. GIS database set up. Stakeholder consultation commenced. <p>October 2008:</p> <ul style="list-style-type: none"> • Steering group for Open Space Audit/Strategy convened • Stakeholder Consultation – questionnaire – findings reported to Steering Group • Working groups set up for audit and consultation elements of overall 'audit'. <p>Nov-Jan 2008/09</p> <ul style="list-style-type: none"> • Pilot project for Forres agreed in working groups • Audit form and methodology developed, tested and finalised for January 2009 audit of Forres <p>Dec/Jan 2009</p> <ul style="list-style-type: none"> • Forres audit in progress 	Ian Bruce Donald Lunan
Finalise Core Paths Plans to	Service Improvement Plan	TMC	08/09		Final Draft Core Paths	Ian Bruce

ITEM: 5
PAGE: 131

identify and agree through the Local Outdoor Access Forum suitable walks which have minimal environmental impact									Plan approved by Economic Development and Infrastructure Committee on 14 th October 2008 and is now out for consultation with a closing date for responses of 6 th February 2009. Final Draft Plan prepared and approved by Moray Local Outdoor Access Forum		
Local Plan 2008-2013 – to be implemented in order to ensure quality development	Service Improvement Plan	TMC	08/13						Local Plan will be adopted in Dec 2008, it is partly being used to determine planning applications.		Donald Lunan

Required Actions/commitment by local partners for these outcomes – Amenities for Young People

Project	Objectives/Comment – 08/09	Lead	Year	Project Milestone & timescale	Progress	Identify Cross-Cutting issues	Contact details
Consider requiring developers to provide football pitches in new developments	Council priority	TMC	08/11		Any major housing development will be subject to achieving appropriate developer contributions, if this requires football pitches it will be sought.		Stewart Halkett

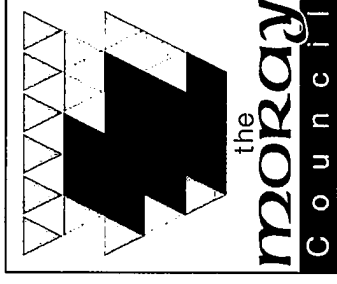
Outcome 14 – We reduce the local and global environmental impact of our consumption and production

Required Actions/commitment by local partners for these outcomes – Waste/Landfill

Project	Objectives/Comment – 08/09	Lead	Year	Project Milestone & timescale	Progress	Identify Cross-Cutting issues	Contact details
Innovative ways of reducing the creation of waste will be supported	Service Improvement Plan	TMC	08/11		Innovative ways of reducing waste can only be addressed at a national level and the Scottish Government is currently undertaking this. The Council are tracking national developments. Investigations by the Council's waste section on the forward have concluded and we are now waiting on Committee decision on these proposals.	Waste reduction.	Steve Williamson Ian Bruce
Waste Strategy to be implemented	Service Improvement Plan	TMC	08/11		Committee decision is required to move forward with proposals.		Steve Williamson

Required Actions/commitment by local partners for these outcomes – Energy usage/carbon emissions

Project	Objectives/Comment – 08/09	Lead	Year	Project Milestone & timescale	Progress	Identify Cross-Cutting issues	Contact details
Undertake modifications to vehicles in Council fleet to run on greener and more efficient fuels	Service Improvement Plan	TMC	08/11		Currently one refuse vehicle and one van are running on recycled refuse cooking oil. These vehicles are being evaluated with consideration of further vehicles being adapted. A number of other greener modifications to fleet are being investigated.		Leslie Thompson Ian Bruce
Prepare a Climate Change Action Plan	Service Improvement Plan	TMC	08/10				Emma Gordon
Develop a carbon management programme	Service Improvement Plan	TMC	08/10				Emma Gordon



MORAY COMMUNITY PLANNING PARTNERSHIP SINGLE OUTCOME AGREEMENT

Continuous Improvement Theme

**(National Outcomes 15
Actions update Quarter 3 2008/09)**

Outcome 15 - Our public services are high quality, continually improving, efficient and responsive to local people's needs.

Required Actions/commitment by local partners for these outcomes – External Inspections

Project	Objectives/Comment – 08/09	Lead	Year	Project Milestone & timescale	Progress	Identify Cross-Cutting issues	Contact details
Develop a scoring system to summarise results of all inspections	Council priority	TMC	08/09	Due for reporting Quarter 4 08/09	Previous 3 years audits being collated to investigate common areas and threads. Generic strengths and weaknesses will be established and reported.		Peter Fidgett Bridget Mustard

Required Actions/commitment by local partners for these outcomes – Continuous Improvement

Project	Objectives/Comment – 08/09	Lead	Year	Project Milestone & timescale	Progress	Identify Cross-Cutting issues	Contact details
Developing scrutiny arrangements for SOA	Council priority	TMC	08/09	Quarterly reports to Board and Theme Groups.	Q1 progress reports submitted to theme groups and Board. Revised agreement for reporting approved by Board. Q3 to be reported at 5 th February meeting of Board and then to theme groups.		Bridget Mustard
Review Service Level Agreements with voluntary sector	Service Improvement Plan priority	TMC	08/11	Workshop held with lead Officers Dec09 to plan grant verses tender.	Moving away from SLA, moving to contracts.	Training of VOL sector to move to tender. Training in Feb09	George Gartley

Required Actions/commitment by local partners for these outcomes – Scrutiny

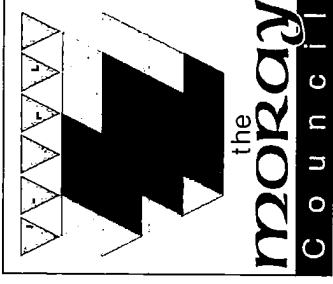
Project	Objectives/Comment – 08/09	Lead	Year	Project Milestone & timescale	Progress	Identify Cross-Cutting issues	Contact details
Develop National Intelligence Model for performance management in Council and with CP partners	Community planning partnership priority	CPP	08/09	a) Agree reporting arrangements for SOA + Theme Groups (complete). b) Develop reporting on theme actions for co-ordinating groups.	a) Board agreed to review quality monitoring reports prior to being submitted to theme groups. b) Further work required due to agreement with theme groups of priorities and establishment of co-		Bridget Mustard

ITEM: 5
PAGE: 35

Develop use of webcasting	Service Improvement Plan priority	TMC	08/11	Consider extending web cast facility to e-petitioning.	ordinating groups. Report submitted to Community Engagement Group but this was submitted to the co-ordinating group to consider further.	Bridget Mustard
Implement action plans for any service placed in the bottom quartile for statutory PIs	Service Improvement Plan priority	TMC	08/11			Bridget Mustard RIOs

Required Actions/commitment by local partners for these outcomes – Efficiency savings

Project	Objectives/Comment – 08/09	Lead	Year	Project Milestone & timescale	Progress	Identify Cross-Cutting issues	Contact details
Designing Better Services	Council priority	TMC	08/09	DBS Phase 1 – Undertake the national shared services diagnostic process. Complete by September 2008.	Phase 1 completed September 2008		Mark Palmer
Identify & Implement Council's efficiency savings programme	Council priority	TMC	08/11	One of the outputs of DBS Phase 1 was the identification of efficiency savings.	The council has agreed that efficiency saving in excess of £4M is to be targeted from the next phase of DBS. In November 2008 the Council agreed to invest in the development of the DBS programme. Work has commenced on the detailed design phase which is due to be completed in February 2010.	The high level design produced by DBS Phase 1 is based on transformational change that will affect most areas of council activity.	Mark Palmer
Develop a 4 year Policy led financial plan	Council priority	TMC	08/11	4 year financial plan to be approved by May 2008.	4 year financial plan was approved by the council in May 2008. Evidence for policy led budgeting comes from a clear link between resource allocation and council priorities. The council is able to demonstrate this link in	The budget allocates resources to all council activities.	Mark Palmer



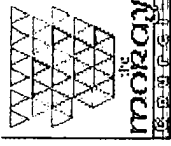
MORAY COMMUNITY PLANNING PARTNERSHIP SINGLE OUTCOME AGREEMENT

Safer and Stronger

**(National Outcomes 7, 9, 10 and 11
PI update Quarter 3 2008/09)**

SOA - Safer & Stronger PI updates Quarter 3 (2008/09)

Report Type: PI Report
Generated on: 27 January 2009



Short Term Trends	
<input checked="" type="checkbox"/>	The value of this PI has improved in the short term.
<input type="checkbox"/>	The value of this PI has worsened in the short term.
<input type="checkbox"/>	The value of this PI has not changed in the short term.

Theme: 07. We have tackled the significant inequalities in Scottish society.

Objective: The numbers of young people employed in Moray who have access to career development opportunities will increase; There will be a reduction in the levels of deprivation in our communities

PI Code	Short Name	2006/07		2007/08		Q1 2008/09		Q2 2008/09		Q3 2008/09		Q4 2008/09		Short Term Trend Arrow	Latest Note
		Value		Value		Value		Value		Value		Value			
SOA2P1d	L7. Median weekly earnings relative to the Scottish average	84.3%		84.1%		Annual Indicator		Annual Indicator		Annual Indicator		Annual Indicator		↓	Annual PI. 2008 average median earnings for Moray was £388.40, 84.1% of Scottish average (£461.80). Target is 95% of Scottish average by 2015.

Theme: 07. We have tackled the significant inequalities in Scottish society.

Objective: The number of people with literacy and numeracy difficulties will be reduced

PI Code	Short Name	2006/07		2007/08		Q1 2008/09		Q2 2008/09		Q3 2008/09		Q4 2008/09		Short Term Trend Arrow	Latest Note
		Value		Value		Value		Value		Value		Value			
SOA7P3a	Number of requests for adult literacy support	397		197		Annual Indicator		Annual Indicator		Annual Indicator		Annual Indicator		□	Essential Skills have had 107 learners this year so far. 25 continuing (at 1st April 2008) and 82 new since then. Drop in figures from 2006/07 due to ESOL learners now counted as part of ESOL Project and not in this indicator.

ITEM: 5
PAGE: 139

SOA7P3a2	Number of requests for adult literacy support which are met	277	197	107					Essential Skills have had 107 learners this year so far. 25 continuing (at 1st April 2008) and 82 new since then. Drop in figures from 2006/07 due to ESOL learners now counted as part of ESOL Project and not in this Indicator.
SOA7P3a3	Estimate of number of people in need of adult literacy support.	16,000	16,072	Annual Indicator				Annual PI	

**Theme: 07. We have tackled the significant inequalities in Scottish society.
Objective: There will be a reduction in racism and other forms of intolerance in our communities**

PI Code	Short Name	2006/07		2007/08		Q1 2008/09		Q2 2008/09		Q3 2008/09		Q4 2008/09		Short Term Trend Arrow	Latest Note
		Value		Value		Value		Value		Value		Value			
SOA7P2a	L36. The number of racist incidents	44		39		14								↘	Awaiting Qtr 2 and 3 updates
SOA7P2b	No of racially aggravated crimes	44		39		14								↘	Awaiting Qtr 2 and 3 updates

**Theme: 07. We have tackled the significant inequalities in Scottish society.
Objective: There will be a reduction in the levels of deprivation in our communities**

PI Code	Short Name	2006/07		2007/08		Q1 2008/09		Q2 2008/09		Q3 2008/09		Q4 2008/09		Short Term Trend Arrow	Latest Note
		Value		Value		Value		Value		Value		Value			
SOA7P1a1	Number of data zones in Moray in 15% most deprived in Scotland	0												↔	
SOA7P1a2	Number of data zones in Moray in 20% most deprived in Scotland	2												↔	
SOA7P1a3	Number of data zones in Moray in 15% most educationally deprived in Scotland	2												↔	
SOA7P1a4	Percentage of population most income deprived in Scotland	9.3												↔	

SOA7P1c	People living in the 0-15% most deprived health domain data zones	544		Biannual Indicator	
---------	---	-----	--	--------------------	--

**Theme: 09. We live our lives safe from crime, disorder and danger.
Objective: People in Moray feel safer and incidences of crime will reduce**

PI Code	Short Name	2006/07	2007/08	Q1	Q2	Q3	Q4	Short Term Trend Arrow	Latest Note
		Value	Value	2008/09 Value	2008/09 Value	2008/09 Value	2008/09 Value		
CECP001	Number of Wilful fires	66	52	18	61	N/A			Awaiting Qtr3 updates
CECP004	Total Number of Incidents of Rowdy Behaviour	2,239	1,830	478	486	489			
CECP011	Number of Reported Incidents of Vandalism	1,955	1,753	398	358	364			
CECP100	Number of repeat incidences of Domestic Abuse	385	332	67	93	81			
CECP106	Rate of Domestic Abuse incidents per 100,000 population	714	723	Annual Indicator					Annual PI
CECP107	Number of Accidental Dwelling Fires	78	68	24	22	N/A			This figure is influenced by many external factors, e.g. weather, which will cause a variance in the quarterly figures. As quarterly figures have not been previously identified a more accurate comparison can be made for this year when the annual figures are identified. Awaiting Qtr3 update.
CECP108	Number of Home Fires resulting in Death and Injury	13	15	4	2	N/A			Awaiting Qtr3 updates.
SOA9P3f	Number of fire related injuries	19	18	Annual Indicator					
SOA9P3g	N23 Reduce overall re-conviction rates by 2 percentage points by 2011	41%	42%	Annual Indicator					

ITEM:
PAGE:
15

SOA9P3h1	Number of crimes of housebreaking (including commercial and domestic)	534	Annual Indicator	?	Awaiting 2007/08 update.
SOA9P3h2	Rate of domestic housebreakings per 10,000 population	17	Annual Indicator	↑	
SOA9P3i	Number of crimes of indecency	113	Annual Indicator	↓	

Theme: 09. We live our lives safe from crime, disorder and danger.
Objective: The number of children and young people who offend will reduce

PI Code	Short Name	2006/07		2007/08		Q1 2008/09		Q2 2008/09		Q3 2008/09		Q4 2008/09		Short Term Trend Arrow	Latest Note
		Value	%	Value	%	Value	%	Value	%	Value	%	Value	%		
SOA9P2a1	M. Number of Crimefiles (incidents to which Police called) involving people aged 17 & under	1,468		1,018				Biannual Indicator						↑	Biannual PI
SOA9P2a2	M. Number of Crimefiles (incidents to which Police called) involving people aged 16 and 17yrs	587		427				Biannual Indicator						↑	Biannual PI
SOA9P2a3	M. Number of Crimefiles (incidents to which Police called) involving people under 16yrs	881		591				Biannual Indicator						↑	Biannual PI
SOA9P2b1	M. Number of Charges (could be several charges per incident) involving people aged 17 & under	2,711		1,928				Biannual Indicator						↑	Biannual PI
SOA9P2b2	M. Number of Charges (could be several charges per incident) involving people aged 16 and 17yrs	1,042		812				Biannual Indicator						↑	Biannual PI
SOA9P2b3	M. Number of Charges (could be several charges per incident) involving people aged under 16yrs	1,669		1,116				Biannual Indicator						↑	Biannual PI
SOA9P2c1	M. Number of young offenders	947		692				Biannual Indicator						↑	Biannual PI
SOA9P2c2	M. Number of young offenders aged 16 and 17yrs	348		258				Biannual Indicator						↑	Biannual PI
SOA9P2c3	M. Number of young offenders aged under 16yrs	599		434				Biannual Indicator						↑	Biannual PI
SOA9P2d	L34. Number of persistent young offenders	37		24				Biannual Indicator						↑	Biannual PI
SOA9P2e1	Percentage reduction in re-offending by persistent offenders within programmes	75%						Not Collected						?	

SOA9P2e2	Percentage reduction in re-offending by persistent offenders 6 months after programme	60%	Not Collected	
----------	---	-----	---------------	--

Theme: 09. We live our lives safe from crime, disorder and danger.
Objective: The number of people killed and injured as a result of road accidents will reduce

PI Code	Short Name	2006/07	2007/08	Q1	Q2	Q3	Q4	Short Term Trend Arrow	Latest Note
		Value	Value	2008/09 Value	2008/09 Value	2008/09 Value	2008/09 Value		
CECP091a	Number of Fatal Road Collisions	8	4	0	1	2		↓	
CECP091c	Number of Serious Road Collisions	27	28	15	8	6		↑	
CECP091d	Number of Slight Road Collisions	134	125	29	43	30		↑	
CECP092a	Number of Drivers aged 15 & under involved in collisions	11	13	0	3	2		↑	
CECP092b	Number of Drivers aged 16 - 25yrs involved in collisions	232	263	17	20	24		↓	
CECP092c	Number of Drivers aged 26yrs or over involved in collisions	583	665	49	69	66		↑	
CECP093	Percentage of drivers involved in collisions aged 25 and under	29	29	26	22	28		↓	
CECP094a	Number of Male Drivers involved in collisions	535	589	42	58	54		↑	
CECP094b	Number of Female Drivers involved in collisions	268	303	24	31	38		↓	
CECP095	Number of drivers with Blood Alcohol content over the prescribed limit	167	174	38	37	32		↑	
CECP096	Number of people killed or seriously injured in road collisions	39	47	16	14	8		↑	
SOA9P1b4	M. Number of drivers involved in collisions	826	941	66	92	92		↓	

ITEM: 5
PAGE: 143

Theme: 10. We live in well-designed, sustainable places where we are able to access the amenities and services we need. Objective: Access to services in Moray will improve															
PI Code	Short Name	2006/07		2007/08		Q1 2008/09		Q2 2008/09		Q3 2008/09		Q4 2008/09		Short Term Trend Arrow	Latest Note
		Value		Value		Value		Value		Value		Value			
SOA10P3a	L50 - Proportion of public service buildings suitable and accessible to people with disabilities	80%		77.1%				Annual Indicator						↕	Annual PI
SOA10P3c	M - Rail passenger numbers (total entries and exits for Moray Railway Stations)	405,079						Annual indicator						↕	Awaiting publication of 2007/08 figures.

Theme: 10. We live in well-designed, sustainable places where we are able to access the amenities and services we need. Objective: Increase the number of people assessed as homeless who are provided appropriate accommodation															
PI Code	Short Name	2006/07		2007/08		Q1 2008/09		Q2 2008/09		Q3 2008/09		Q4 2008/09		Short Term Trend Arrow	Latest Note
		Value		Value		Value		Value		Value		Value			
SH6a	Number of households assessed as homeless or potentially homeless during the year	572		572				Annual Indicator						↕	Information only
SH6bii	Total number of cases completed during the year	566		375				Annual Indicator						↕	Information only
SH6biii	Average time between presentation and completion of duty, homeless cases	18		23.6				Annual Indicator						↕	
SH6ci	Number of cases reassessed as homeless within 12 months of the previous case being completed	4.2% (24 of 572 cases)		5.8% (33 of 572 cases)		2.99% (4 of 134 cases)		4.81% (14 of 291 cases)		4.22% (17 of 403 cases)				↕	Quarterly percentages and numbers are cumulative
SOA10P2a4	Percentage of housing applicants found to be in priority need	37.3% (301 of 807 applicants)		48.2% (389 of 807 applicants)		38.4% (83 of 216 applicants)		44.7% (202 of 452 applicants)		44.2% (272 of 615 applicants)				↕	Number of Homeless priority decisions against all decisions. Quarterly percentages and numbers are cumulative.

Theme: 10. We live in well-designed, sustainable places where we are able to access the amenities and services we need.
Objective: The volume and quality of housing throughout Moray will increase

PI Code	Short Name	2006/07	2007/08	Q1	Q2	Q3	Q4	Short Term Trend Arrow	Latest Note
		Value	Value	2008/09 Value	2008/09 Value	2008/09 Value	2008/09 Value		
SOA10P1a1	L52 - The number, quality and variety of affordable homes	164	42	Annual Indicator				↘	
SOA10P1a2	L52 The number of properties sold under right to buy	125	128	24	19	16		☐	Information only
SOA10P1a3	L52 The number of people on housing waiting list	2,830	2,952	Annual Indicator				☐	Information only
SOA10P1b	L51 - Proportion of the housing stock failing the Scottish Housing Quality Standard	37%	34.3%	32.9%	32.7%	31.8%		↗	

Theme: 11. We have strong, resilient and supportive communities where people take responsibility for their own actions and how they affect others.
Objective: The influence which the people in Moray will have over decisions which affect their communities and lives and their active participation within communities will increase

PI Code	Short Name	2006/07	2007/08	Q1	Q2	Q3	Q4	Short Term Trend Arrow	Latest Note
		Value	Value	2008/09 Value	2008/09 Value	2008/09 Value	2008/09 Value		
SOA11P1a	No of citizens involved in Local Community Planning Structures			Not Collected				☐	Annual PI
SOA11P1b	Number of Voluntary organisations registered with MVSO Moray Voluntary Services organisation	400	410	Annual Indicator				↗	Annual PI
SOA11P1c	No of Volunteers registered with Volunteer Centre Moray	1,149	1,435	Annual Indicator				↗	Number of volunteers at 16 December 2008 was 1,435. Information provided by Mark McClellandJones.
SOA11P1d	Participation in Citizen Panel Surveys	1,150	1,150	Annual Indicator				☐	Annual PI


ITEM:
PAGE: 5

145

Theme: 11. We have strong, resilient and supportive communities where people take responsibility for their own actions and how they affect others.

Objective: Young people, supported to participate in the community, will increase

PI Code	Short Name	2006/07	2007/08	Q1	Q2	Q3	Q4	Short Term Trend Arrow	Latest Note
		Value	Value	2008/09 Value	2008/09 Value	2008/09 Value	2008/09 Value		
SOA11P2a1	The Number of hits on "Whats on Where" website	6,000		Not Collected				↔	
SOA11P2a2	The number of young people who have smartcards	6,500	7,065	7,349	7,523	7,580		↑	
SOA11P2a3	The number of young volunteers with local businesses	20		Not Collected				↔	
SOA11P2a4	The number of hours of youth volunteering	1,000		Not Collected				↔	



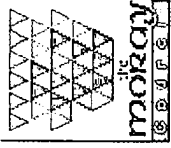
MORAY COMMUNITY PLANNING PARTNERSHIP SINGLE OUTCOME AGREEMENT

Wealthier and Fairer

**(National Outcomes 1, 2 and 13
PI update Quarter 3 2008/09)**

SOA - Wealthier and Fairer PI updates Quarter 3 (2008/09)

Report Type: PI Report
Generated on: 28 January 2009



Short Term Trends	
↑	The value of this PI has improved in the short term.
↓	The value of this PI has worsened in the short term. <input checked="" type="checkbox"/>
↔	The value of this PI has not changed in the short term.

Theme: 01. We live in a Scotland that is the most attractive place for doing business in Europe.
Objective: Moray will have excellent transport infrastructure with good transport connections to Aberdeen, Inverness and other markets.

PI Code	Short Name	2006/07 Value		2007/08 Value		Short Term Trend Arrow	Latest Note
SOA1P2a	Level of investment in Moray Transport infrastructure	N/A	N/A	N/A	N/A	↔	
SOA1P2b	Road condition indicator	30.7%	30.7%	28.2%	28.2%	↑	
SOA1P2b1	Road condition authority ranking indicator	7	7	7	7	□	Using the new RCI measure 28.2% of roads considered for maintenance. 7 in ranking out of 32 authorities
SRL1e	Overall percentage of road network that should be considered for maintenance treatment	50.4%	50.4%	Not Collected	Not Collected	↔	Method of measurement for this indicator is changing and is documented in ENVIRONMENTAL SERVICES COMMITTEE ON 16 APRIL 2008 agenda Item 14 Revenue Budget 2008/9 section 4.9

**Theme: 01. We live in a Scotland that is the most attractive place for doing business in Europe.
Objective: The level of economic activity across Moray will increase**

PI Code	Short Name	2006/07	2007/08	Short Term Trend Arrow	Latest Note
		Value	Value		
SOA1P1a	NI 3 Grow exports at a faster average rate than GDP	31%	N/A	↔	Baseline 2006, 31% Exports from Moray: percentage of total sales from Moray to everywhere out with Scotland. Export value of £1.765m. From Moray Socio Economic survey 2007 : 13% overseas, 18% rest of UK out with Scotland. 55% within Moray, 14% rest of Scotland
SOA1P1b	Value of inward investment attracted to Moray	N/A	N/A	↔	
SOA1P1c	Number of businesses with growth potential supported		20	↔	

**Theme: 01. We live in a Scotland that is the most attractive place for doing business in Europe.
Objective: The number of businesses starting up, growing and surviving in Moray will increase**

PI Code	Short Name	2006/07	2007/08	Short Term Trend Arrow	Latest Note
		Value	Value		
SOA1P3a	NI 2 increase the business start-up rate	3.8	N/A	↔	
SOA1P3b1	L2. Net business formation in council area	150	190	↑	
SOA1P3c	No of business deregistrations	135	145	↓	
SOA1P3d	Growth in the industrial sites provided by the Council to businesses wishing to build their own premises	131	130	↓	At 31 March 2007 the Council's Industrial Portfolio comprised 130 industrial buildings with a total floor area of 27,576m squared. 98.9% premises were occupied, the high levels of occupation

ITEM: 5
DATE: 1/1/09

						restricts demands of new and incoming businesses.
SOA1P3e	Growth in the area of industrial development sites provided by the Moray Council to businesses wishing to build their own premises	19.13	20.55	↑	At 31 March 2008 the Council's Industrial Portfolio comprised 113 industrial sites totalling 20.55 ha. Annual Indicator	

**Theme: 02. We realise our full economic potential with more and better employment opportunities for our people.
Objective: The numbers of young people employed in Moray who have access to career development opportunities will increase**

PI Code	Short Name	2006/07 Value		Short Term Trend Arrow	Latest Note
		2006/07 Value	2007/08 Value		
SOA2P1a	M1: Increase the social economy turnover	N/A	N/A	↔	
SOA2P1b	M: Increase the Private Sector earnings index in Moray.	£16,400.00	N/A	↔	
SOA2P1c1	M: Reduction in Moray's negative salience comparing the occupational structure in Moray with Scotland for Managers and Senior Officials	-0.15	N/A	↔	
SOA2P1c2	M: Reduction in Moray's negative salience comparing the occupational structure in Moray with Scotland for Professional occupations	-0.45	N/A	↔	Baseline: Annual Population Survey 05/06: Professional occupations = -3

**Theme: 02. We realise our full economic potential with more and better employment opportunities for our people.
Objective: We will make full potential of those not yet in the labour market**

PI Code	Short Name	2006/07 Value		Short Term Trend Arrow	Latest Note
		2006/07 Value	2007/08 Value		
SOA2P2a	Number of 16 to 19 year olds in need of More Choices/ More Chances support	330	Annual Indicator	↑	Awaiting 2007/08 publication of figures due out June 2009. 2004/05 = 430 2005/06 = 410
SOA2P2b1	L5. School leaver destination - FT Higher Education	25%	25%	□	national average for 2007/08 = 31%

ITEM: 5
PAGE: 150

SOA2P2b2	L5. School leaver destination - FT Further Education	24%	26%	↑	national average 2007/08 = 25%
SOA2P2b3	L5. School leaver destination - Training	1%	1%	□	national average for 2007/08 = 5%
SOA2P2b4	L5. School leaver destination - Employment	35%	37%	↑	national average for 2007/08 = 37%
SOA2P2b5	L5. School leaver destination - Other	15%	11%	↓	national average for 2007/08 = 14%
SOA2P2c	L6. Vulnerable adults into paid employment	63	N/A	⊠	
SOA2P2d	L3. Number of claimants in receipt of unemployment related benefits, relative to the Scottish average	12.5%	12%	↑	At May 2008, the percentage of working age key benefit claimants (incapacity, lone parents etc) is 12.0% in Moray against 16.1% in Scotland

Theme: 02. We realise our full economic potential with more and better employment opportunities for our people; 07. We have tackled the significant inequalities in Scottish society.


Objective: The numbers of young people employed in Moray who have access to career development opportunities will increase; There will be a reduction in the levels of deprivation in our communities

PI Code	Short Name	2006/07 Value		Short Term Trend Arrow	Latest Note
		2006/07 Value	2007/08 Value		
SOA2P1d	L7. Median weekly earnings relative to the Scottish average	84.3%	84.1%	↓	Annual PI. 2008 average median earnings for Moray was £388.40, 84.1% of Scottish average (£461.80). Target is 95% of Scottish average by 2015.

ITEM:
PAGE:
515

Theme: 13. We take pride in a strong, fair and inclusive national identity. Objective: Heritage and Ancestral Tourism will be managed for the best interests of the community						
PI Code	Short Name	2006/07 Value		2007/08 Value	Short Term Trend Arrow	Latest Note
SCC3a	CC3a: The number of visits to/usages of council funded or part funded museums per 1000 population	313		353	↕	
SCC3b	CC3b: The number of visits to/usages of council funded or part funded museums that were in person per 1000 population	287		255	↕	

Theme: 13. We take pride in a strong, fair and inclusive national identity. Objective: The many cultures of communities of interest and geographical communities in Moray which gives the areas a distinct and inclusive identity will be supported and fostered						
PI Code	Short Name	2006/07 Value		2007/08 Value	Short Term Trend Arrow	Latest Note
SOA13P1a	The number of events and contacts between different communities	N/A		N/A	Ⓜ	



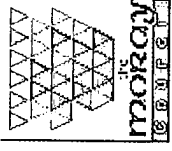
MORAY COMMUNITY PLANNING PARTNERSHIP SINGLE OUTCOME AGREEMENT

Healthier

**(National Outcome 6
PI update Quarter 3 2008/09)**

SOA - Healthier PI updates Quarter 2 (2008/09)

Report Type: PI Report
Generated on: 05 January 2009



Rows are sorted by PI Code.

	The value of this PI has improved in the short term.		The value of this PI has worsened in the short term.	<input checked="" type="checkbox"/>	The value of this PI has not changed in the short term.
--	--	--	--	-------------------------------------	---

PI Code	Short Name	2006/07 Value		2007/08 Value		Short Term Trend Arrow	Latest Note
SOA6P2a1	L9. Deaths per 10,000 population from all cancers	29		32.7		↓	Population: 86870
SOA6P2a2	L9. Deaths per 10,000 population from coronary heart disease	18		14.6		↑	Population: 86870
SOA6P2b1	Life expectancy at birth - all	77.9		78		↑	
SOA6P2b2	Life expectancy at birth - males	75.8		75.9		↑	
SOA6P2b3	Life expectancy at birth - females	79.9		80.2		↑	
SOA6P2c1	Life expectancy at age 65 - all	17.8		17.7		↓	
SOA6P2c2	Life expectancy at age 65 - males	16.7		16.4		↓	
SOA6P2c3	Life expectancy at age 65 - females	18.7		18.9		↑	

Theme: 06. We live longer, healthier lives.
Objective: Continue to Improve the health of people and sustain long term change by preventing or reducing health inequalities

Theme: 06. We live longer, healthier lives. Objective: Increase the proportion of people needing care or support who are able to sustain an independent quality of life as part of the community							
PI Code	Short Name	2006/07 Value		2007/08 Value		Short Term Trend Arrow	Latest Note
SOA6P5c	N20. Reduce proportions of people aged 65 and over admitted as emergency inpatients 2 or more times in a single year	537	N/A			↔	Annual Indicator
SOA6P5d	Zero people waiting more than 6 weeks for discharge from hospital into a more appropriate care setting.	0	0			▣	
SOA6P5e	Number of, emergency inpatient bed days for people aged 65 and over per 100,000 population	1,161	N/A			↔	Annual Indicator
SOA6P5f1	Number of clients receiving high level care at home - over 65 years of age	225	249			↕	Annual figures taken from the H1 return to the Scottish Executive. High level of care taken to be 10 or more hours of home care.
SOA6P5f2	Number of clients aged 18-64 years receiving home care	177	150			↕	Annual figures taken from the H1 return to the Scottish Executive
SOA6P5f3	Number of clients aged 65 years and over receiving home care	1,114	1,120			↕	Annual figures taken from the H1 return to the Scottish Executive
SOA6P5f4	Number of clients (all ages) receiving 10-20 hours of home care weekly	222	245			↕	Annual figures taken from the H1 return to the Scottish Executive
SOA6P5f5	Number of clients (all ages) receiving 20 or more hours of home care weekly	43	41			↕	Annual figures taken from the H1 return to the Scottish Executive


Theme: 06. We live longer, healthier lives. Objective: People in Moray have improved mental well-being					
PI Code	Short Name	2006/07 Value		Short Term Trend Arrow	Latest Note
		2006/07 Value	2007/08 Value		
SOA6P5a	L17. Number of suicides and self harm	9	9	▣	
SOA6P5b1	Number of compulsory treatment orders relative to 2006 figure	21	N/A	▣	Annual Indicator
SOA6P5b2	Number of short term detentions relative to 2006 figure	61	N/A	▣	Annual Indicator
SOA6P5b3	Number of emergency detentions relative to 2006 figure	18	N/A	▣	Annual Indicator
SOA6P5b4	Number of Adults With Incapacity (AWI) guardianships relative to 2006 figure	57	N/A	▣	Annual Indicator
SOA6P5b5	Number of referrals to community mental health relative to 2006 figure	1,600	N/A	▣	Annual Indicator
SOA6P5b6	Number of doses per capita of antidepressants relative to 2006 figure	24.8	N/A	▣	Annual Indicator

Theme: 06. We live longer, healthier lives. Objective: Reduce the burden of disease, harm, distress and premature alcohol consumption and drug misuse					
PI Code	Short Name	2006/07 Value		Short Term Trend Arrow	Latest Note
		2006/07 Value	2007/08 Value		
SOA6P1a	N15. Reduce the rate of alcohol related hospital admissions	6.43	N/A	▣	Annual Indicator
SOA6P1b	No. of new individual patients/ clients seeking drug treatment	115	N/A	▣	Annual Indicator

ITEM: 5
PAGE: 155

Theme: 06. We live longer, healthier lives. Objective: The number of people in Moray who smoke will reduce				
PI Code	Short Name	2006/07 Value		Latest Note
		2006/07 Value	2007/08 Value	
SOA6P4a	N17. Reduce the percentage of the adult population who smoke to 22% of by 2010.	22.5%	24.7%	↘

Theme: 06. We live longer, healthier lives. Objective: The numbers of overweight and obese children and adults will reduce					
PI Code	Short Name	2006/07 Value		Short Term Trend Arrow	Latest Note
		2006/07 Value	2007/08 Value		
SOA6P3a	Achieve agreed completion rates for child healthy weight intervention programme by 2010/11	33%	N/A	↔	Annual Indicator
SOA6P3b1	Percentage of Moray Schools achieving Scottish Exec National Nutritional Standard	100%	100%	↘	Decrease in numbers must be related to reduced school rolls as percentage uptake has increased
SOA6P3b2	Number of School meals produced	910,499	870,544	↘	
SOA6P3b3	L27. Numbers of children taking up nutritious school meals	39%	39.62%	↗	
SOA6P3c	N36. Increase the proportion of journeys to work made by public or active transport.	67.1%	69%	↗	



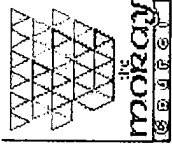
MORAY COMMUNITY PLANNING PARTNERSHIP SINGLE OUTCOME AGREEMENT

Greener

**(National Outcomes 12 and 14
PI update Quarter 3 2008/09)**

SOA - Greener PI updates Quarter 3 (2008/09)

Report Type: PI Report
Generated on: 28 January 2009



Short Term Trends	
	The value of this PI has improved in the short term.
	The value of this PI has worsened in the short term.

The value of this PI has not changed in the short term.

PI Code	Short Name	2006/07		2007/08		Q1 2008/09		Q2 2008/09		Q3 2008/09		Q4 2008/09		Short Term Trend Arrow	Latest Note
		Value		Value		Value		Value		Value		Value			
SOA12P3a	The number of football pitches	73		73										<input type="checkbox"/>	

Theme: 12. We value and enjoy our built and natural environment and protect it and enhance it for future generations.
Objective: The development of a quality built and natural environment with amenities for young people will increase

PI Code	Short Name	2006/07		2007/08		Q1 2008/09		Q2 2008/09		Q3 2008/09		Q4 2008/09		Short Term Trend Arrow	Latest Note
		Value		Value		Value		Value		Value		Value			
SOA12P5a	Percentage (with figures) of determinations made for Listed Building Consent applications	83%		67%					Annual Indicator						2006/07: 93/112 (with 5 pending and 14 withdrawn/returned) 2007/08: 51/76 (with 20 pending and 5 withdrawn/returned)
SOA12P5b	Percentage (with figures) of determinations made for Conservation Area Consent applications	100%		50%				Annual Indicator							2006/07: 6/6 2007/08: 3/6 (with 2 pending and 1 withdrawn/returned)

Theme: 12. We value and enjoy our built and natural environment and protect it and enhance it for future generations.
Objective: The historic environment will be managed and enhanced

SOA12P5c	Number of requests for advice received for Listed Buildings	52	51	Annual Indicator	<p>2006/07: 52 (44 decided, 8 pending)</p> <p>2007/08: 53 (43 decided, 7 pending and 1 withdrawn/returned)</p>
----------	---	----	----	------------------	--

Theme: 12. We value and enjoy our built and natural environment and protect it and enhance it for future generations.
Objective: The management of public assets will continuously improve

PI Code	Short Name	2006/07	2007/08	Q1	Q2	Q3	Q4	Short Term Trend Arrow	Latest Note
		Value	Value	2008/09 Value	2008/09 Value	2008/09 Value	2008/09 Value		
SCM9a	CM8a: The proportion of operational accommodation that is in a satisfactory condition.	64.2%	65.4%		Not Collected			↕	
SCM9b	CM8b: The proportion of operational accommodation that is suitable for its current use.	86.6%	86%		Not Collected			↕	
SOA12P4c	Property Costs per meter squared GIA (Gross Internal Area) by CIPFA categories	£45.42	N/A		Not Collected			⊠	

Theme: 12. We value and enjoy our built and natural environment and protect it and enhance it for future generations.
Objective: The natural environment will be maintained, protected and developed for the benefit of the Moray community and to support tourism to increase

PI Code	Short Name	2006/07	2007/08	Q1	Q2	Q3	Q4	Short Term Trend Arrow	Latest Note
		Value	Value	2008/09 Value	2008/09 Value	2008/09 Value	2008/09 Value		
SWM4	The cleanliness index achieved following inspection	72	77	87	88	88		↕	

Theme: 12. We value and enjoy our built and natural environment and protect it and enhance it for future generations.
Objective: The threat of flooding for Moray communities will reduce

PI Code	Short Name	2006/07	2007/08	Q3 2008/09 Update		Short Term Trend Arrow
		Value	Value	Value	Value	
SOA12P1a1	Flood Scheme progress: Elgin			N/A		⊠

ITEM: 5
PAGE: 159

SOA12P1a2	Flood Scheme progress: Forres (Burn of Mosset)									N/A		<input type="checkbox"/>
SOA12P1a3	Flood Scheme progress: Forres (Findhorn & Pilmuir)									N/A		<input type="checkbox"/>
SOA12P1a4	Flood Scheme progress: Rothes									N/A		<input type="checkbox"/>

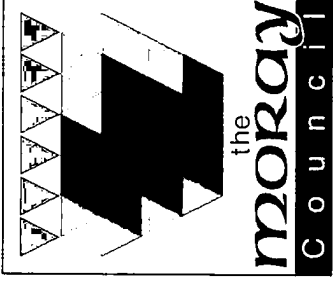
**Theme: 14. We reduce the local and global environmental impact of our consumption and production.
Objective: Energy usage/carbon emissions will reduce**

PI Code	Short Name	2006/07		2007/08		Q1 2008/09		Q2 2008/09		Q3 2008/09		Q4 2008/09		Short Term Trend Arrow	Latest Note		
		Value		Value		Value	Value	Value	Value	Value	Value	Value	Value				
SOA14P2a1	The number of tonnes per capita of carbon produced annually (Carbon Footprint)	11.81		11.82		Annual Indicator											
SOA14P2a2	The number of global hectares per capita produced annually (Ecological Footprint)	5.32		5.18		Annual Indicator											Report on purchasing REAP software to undertake ECO Footprint.
SOA14P2b	N32 Reduce overall ecological footprint					Not Collected											
SOA14P2c1	Percentage reduction in energy use against 1997 levels	20.58%				Not Collected											
SOA14P2c2	Percentage reduction of carbon dioxide emissions against 1997 levels	21.6%				Not Collected											

**Theme: 14. We reduce the local and global environmental impact of our consumption and production.
Objective: The amount of waste ending up in landfill will reduce**

PI Code	Short Name	2006/07		2007/08		Q1 2008/09		Q2 2008/09		Q3 2008/09		Q4 2008/09		Short Term Trend Arrow	Latest Note		
		Value		Value		Value	Value	Value	Value	Value	Value	Value	Value				
ENVDR070a	Tonnage of BMW (Biodegradable Municipal Solid Waste) being landfilled	23,554		21,437		23,400		21,560		22,805					Cumulative - unverified through WasteDataFlow		
SWM3ai	Number of tonnes of municipal waste collected that was landfilled	40,086		36,043		Annual Indicator											

SWM3cii	% of municipal waste collected that was recycled	26%	29.9%	Annual Indicator	←
SWM3ei	Total number of tonnes of municipal waste collected that was recycled or disposed of	65,124	64,349	Annual Indicator	→
SWM3fii	% of biodegradable municipal waste collected that was landfilled	36.2%	33.1%	Annual Indicator	←



MORAY COMMUNITY PLANNING PARTNERSHIP SINGLE OUTCOME AGREEMENT

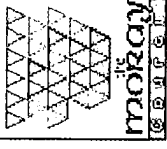
Smarter

**(National Outcomes 3, 4, 5 and 8
PI update Quarter 3 2008/09)**

SOA – Smarter PI updates Quarter 3 (2008/09)

Report Type: PI Report

Generated on: 28 January 2009



Short Term Trends	
	The value of this PI has improved in the short term.
	The value of this PI has worsened in the short term.
<input type="checkbox"/>	The value of this PI has not changed in the short term.

Theme: 03. We are better educated, more skilled and more successful, renowned for our research and innovation.
Objective: The knowledge economy will be supported to grow

PI Code	Short Name	2006/07	2007/08	Q1	Q2	Q3	Q4	Short Term Trend Arrow	Latest Note
		Value	Value	2008/09 Value	2008/09 Value	2008/09 Value	2008/09 Value		
SOA3P2a	At least halve the gap in total research and development spending compared with EU average by 2011	N/A	N/A		Not Collected				Annual indicator. Moray data source to be established.

Theme: 03. We are better educated, more skilled and more successful, renowned for our research and innovation.
Objective: The number of opportunities for people to become more educated, skilled and successful will increase

PI Code	Short Name	2006/07	2007/08	Q1	Q2	Q3	Q4	Short Term Trend Arrow	Latest Note
		Value	Value	2008/09 Value	2008/09 Value	2008/09 Value	2008/09 Value		
SOA3P1a1	L8. Qualification levels within the local workforce. NVQ4 and above	27.5%	27%		Annual Indicator				Moray January - December 2007; NVQ4 and above = 27.0% vs 33.2% Scotland. NOMIS have not refreshed the information for 2008/09.
SOA3P1a2	L8. Qualification levels within the local workforce. NVQ3 and above	45.3%	45.7%		Annual Indicator				Moray January - December 2007; NVQ3 and above = 45.7% vs 51.7% Scotland. NOMIS have not refreshed the information for 2008/09.

SOA3P1a3	L8. Qualification levels within the local workforce. NVQ2 and above	67.7%	68.5%	Annual Indicator	↑	Moray January - December 2007; NVQ2 and above = 68.5% vs 68.9% Scotland. NOMIS have not refreshed the information for 2008/09.
SOA3P1a4	L8. Qualification levels within the local workforce. NVQ1 and above	79.5%	81.3%	Annual Indicator	↑	Moray January - December 2007; NVQ1 and above = 79.5% vs 79.2% Scotland. NOMIS have not refreshed the information for 2008/09.
SOA3P1a5	L8. Qualification levels within the local workforce. Other Qualifications - not NVQ	6%	6.3%	Annual Indicator	↑	Moray January - December 2007; Other qualifications = 6.3% vs 7.3% Scotland. NOMIS have not refreshed the information for 2008/09.
SOA3P1a6	L8. Qualification levels within the local workforce. No qualifications	14.6%	12.4%	Annual Indicator	↑	Moray January - December 2007; No qualifications = 12.4% vs 13.5% Scotland. NOMIS have not refreshed the information for 2008/09.
SOA3P1b	Number of people studying further/higher education in Moray	6,815	7,932	Annual Indicator	↑	2006/07- 5445 (Further) + 1370 (Higher) = 6815 2007/08- 6505 (Further) + 1427 (Higher) = 7932 Information from Moray College enrolment figures. Results for 2008/09 not available at this time.

Theme: 04. Our young people are successful learners, confident individuals, effective contributors and responsible citizens.
Objective: Children and young people as active members of the community will increase.


PI Code	Short Name	2006/07	2007/08	Q1	Q2	Q3	Q4	Short Term Trend Arrow	Latest Note
		Value	Value	2008/09 Value	2008/09 Value	2008/09 Value	2008/09 Value		
ENVDR173	Traffic - % of schools actively engaged with the Travel Plan process		91%	68%	72%	85%		↑	Changes in the measurement of school travel plans, initiated by Sustrans, were adopted by Moray Council last year. The overall trend line for activity in this area has continued upwards throughout.
SOA4P2a	The percentage of schools registered as Eco Schools	94%	98%		Annual Indicator			↑	2007/08 53 schools (National Average - 91%). Annual Indicator.
SOA4P2b	The percentage of schools gaining an Eco Schools Bronze Award	67%	81%		Annual Indicator			↑	2007/08 44 schools (National Average - 54%).
SOA4P2c	Number of schools with a completed Travel Plan	N/A	15%		Annual Indicator			⊠	83% of schools involved in the school travel planning process
SOA4P2d	The percentage of schools gaining an Eco Schools Silver Award	37%	46%		Annual Indicator			↑	2007/08 25 schools (National Average - 41%).

Theme: 04. Our young people are successful learners, confident individuals, effective contributors and responsible citizens.
Objective: The quality of the educational learning experience in Moray schools will increase

PI Code	Short Name	2006/07	2007/08	Q1	Q2	Q3	Q4	Short Term Trend Arrow	Latest Note
		Value	Value	2008/09 Value	2008/09 Value	2008/09 Value	2008/09 Value		
EdS411.2	% of Primary pupils meeting or exceeding the appropriate 5-14 level in Reading	83%	84%		Annual Indicator			↑	
EdS411.3	% of Primary pupils meeting or exceeding the appropriate 5-14 level in Writing	77%	78%		Annual Indicator			↑	
EdS411.4	% of Primary pupils meeting or exceeding the appropriate 5-14 level in Maths	83%	85%		Annual Indicator			↑	

THEM: 5
PAGE: 165

EdS412.2	% of Secondary pupils meeting or exceeding the appropriate 5-14 level in Reading	68%	70%	Annual Indicator	↑			
EdS412.3	% of Secondary pupils meeting or exceeding the appropriate 5-14 level in Writing	61%	63%	Annual Indicator	↑			
EdS412.4	% of Secondary pupils meeting or exceeding the appropriate 5-14 level in Maths	64%	61%	Annual Indicator	↓			
SOA4P1b1	Percentage of S5 pupils with tariff score in quintile 1	19%	19%	Annual Indicator	■			
SOA4P1b2	Percentage of S5 pupils with tariff score in quintile 2	18%	22%	Annual Indicator	↑			
SOA4P1b3	Percentage of S5 pupils with tariff score in quintile 3	21%	21%	Annual Indicator	■			
SOA4P1b4	Percentage of S5 pupils with tariff score in quintile 4	21%	16%	Annual Indicator	↑			
SOA4P1b5	Percentage of S5 pupils with tariff score in quintile 5	21%	22%	Annual Indicator	↓			
SOA4P1c1	Percentage of S6 pupils with tariff score in quintile 1	19%	21%	Annual Indicator	↑			
SOA4P1c2	Percentage of S6 pupils with tariff score in quintile 2	23%	18%	Annual Indicator	↓			
SOA4P1c3	Percentage of S6 pupils with tariff score in quintile 3	21%	24%	Annual Indicator	↑			
SOA4P1c4	Percentage of S6 pupils with tariff score in quintile 4	18%	17%	Annual Indicator	↑			
SOA4P1c5	Percentage of S6 pupils with tariff score in quintile 5	20%	19%	Annual Indicator	↑			
SOA4P1d1a	Percentage of primary schools receiving an evaluation of 'Satisfactory or better' - Improvements in Performance	Not Collected	Not Collected	100%	100%	100%	■	HMIE reports for St Peter's RC, Cluny and Greenward Primary Schools were published in quarter 3 with an evaluation of 'Good' awarded to Cluny Primary School in terms of 'Improvements in Performance: English Language' category and 'Good' in terms of

										<p>'Improvements in Performance: Mathematics' and a 'Satisfactory' in terms of 'Improvement in Performance (primary stages) for St Peter's RC Primary School. Greenwards Primary School were evaluated under the PI category. From August 2008, HMIE have been introducing new and more streamlined inspection procedures and reports, therefore future report will offer increased consistency in the quality indicators reported.</p>
SOA4P1d1b	Percentage of primary schools receiving an evaluation of 'Good or better' - Improvements in Performance	Not Collected	Not Collected	100%	0%	67%				<p>HMIE reports for St Peter's RC, Cluny and Greenward Primary Schools were published in quarter 3 with an evaluation of 'Good' awarded to Cluny Primary School in terms of 'Improvements in Performance: English Language' category and a 'Good' in terms of 'Improvements in Performance: Mathematics' and a 'Satisfactory' in terms of 'Improvement in Performance (primary stages) for St Peter's RC Primary School. Greenwards Primary School were evaluated under 'Improvements in Performance'. From August 2008, HMIE have been introducing new and more streamlined inspection procedures and reports, therefore future report will offer increased consistency in the quality indicators</p>

SOA4P1e4b	Percentage of secondary schools receiving an evaluation of 'Good or better' - Meeting learning needs	Not Collected	0%	N/A	N/A	N/A	N/A	0 out of 1 secondary - 0%
SOA4P1e4c	Percentage of secondary schools receiving an evaluation of 'Very Good or better' - Learners' experiences	Not Collected	Not Collected	N/A	N/A	N/A	N/A	There were no inspection reports published by HMIE on secondary schools during the reporting quarter.

**Theme: 05. Our children have the best start in life and are ready to succeed.
Objective: Children's early years development, learning and care experiences will improve**

PI Code	Short Name	2006/07	2007/08	Q1	Q2	Q3	Q4	Short Term Trend Arrow	Latest Note
		Value	Value	2008/09 Value	2008/09 Value	2008/09 Value	2008/09 Value		
SOA5P1a	L4. Reduction in childhood poverty - Child Poverty Level as a % of the child population	N/A	N/A	Not Collected	Not Collected	Not Collected	Not Collected	⬇	Results taken from End Child Poverty (see Smarter Strategic Assessment) use tax credit data to provide the percentage of children on low incomes in local authority areas, providing a good indication of which areas have the highest child poverty levels. As at August 2005, Moray had a child poverty level of 13%, against an average level amongst other 59 Scottish constituencies was 19%; highest level 44%; lowest level 7%. More up to date information is not available at this time.
SOA5P1b	Percentage of pupils whose main home language is neither English, Gaelic, Scots Doric nor Sign Language receiving support	1.6%	1.9%	Not Collected	Not Collected	Not Collected	Not Collected	⬆	Moray - 246 of 13,002 pupils within criteria. 35 languages in total. National - 23,640 of 692,215 (3.4%) within criteria. 138 languages in total. Publication of 2008/09 statistics, providing national and comparator averages, expected in February 2009.

ITEM: 5
PAGE: 17

**Theme: 05. Our children have the best start in life and are ready to succeed.
Objective: Improve the healthy development of young children and their families, particularly those at most risk by recognising needs early and providing appropriate support**

PI Code	Short Name	2006/07	2007/08	Q1	Q2	Q3	Q4	Short Term Trend Arrow	Latest Note
		Value	Value	2008/09 Value	2008/09 Value	2008/09 Value	2008/09 Value		
SOA5P2a1	Pre-school Education - Percentage of 3 year old children attending pre-school education	100%	101%		Not Collected			↑	The percentage of children attending pre-school education in an area can exceed 100% due to double counting or children commuting from their home areas to attend pre-school provision in another local authority area. Annual Indicator, 2008/09 result providing national and comparator average published March 2009.
SOA5P2a2	Pre-school Education - Percentage of 4 year old children attending pre-school education	99%	109%		Not Collected			↑	The percentage of children attending pre-school education in an area can exceed 100% due to double counting or children commuting from their home areas to attend pre-school provision in another local authority area. Annual Indicator, 2008/09 result providing national and comparator average published March 2009.
SOA5P2b	Number of requirements highlighted in Integrated Pre-school inspection reports that are satisfied within the time periods specified	Not Collected	Not Collected	100%	N/A	N/A		↔	Integrated inspection reports were published on the Magic Roundabout Childcare Ltd, Eigin (November 2008), Mosstodloch Pre-school Centre, Mosstodloch (November 2008 and Playmates Pre-5 Centre, Forres (December 2008). There were no requirements included

Theme: 05. Our children have the best start in life and are ready to succeed. Objective: The risk of exclusion will be reduced by caring for and supporting Children										
PI Code	Short Name	2006/07	2007/08	Q1	Q2	Q3	Q4	Short Term Trend Arrow	Latest Note	
		Value	Value	2008/09 Value	2008/09 Value	2008/09 Value	2008/09 Value			
SOA5P3a	Percentage of Primary Pupils with Additional Support Needs, 2007	N/A	4.9%		Annual Indicator			?	Record of Needs 53 Co-ordinated Support Plan 56 Individualised Educational Programme 237 In Moray, 346 primary pupils have RoN, CSP and/or IEP, 4.9% of all primary pupils (vs 4.8% Scottish average). The Scottish Government Statistical Publication on Pupils in Scotland 2008, including national and comparator averages will be published in February 2009, therefore results will be available for the next reporting quarter.	
SOA5P3b	Percentage of Secondary Pupils with Additional Support Needs	N/A	4.8%		Annual Indicator			?	Record of Needs 153 Co-ordinated Support Plan 34 Individualised Educational Programme 100. In Moray, 287 secondary pupils have RoN, CSP and/or IEP, 4.8% of all secondary pupils (vs 4.3% Scottish average). The Scottish Government Statistical Publication on Pupils in Scotland 2008, including national and comparator averages will be published in February 2009, therefore results will be available for the next reporting quarter.	
SOA5P3c1	No of children in MIDAS programme	11	N/A		Annual Indicator			?	2006/07 information is the most recent reported. Updated figures will be provided in a future	

									quarter.
SOA5P3c2	No of children who have "graduated" from MIDAS programme	10	N/A	Annual Indicator					2006/07 information is the most recent reported. Updated figures will be provided in a future quarter.
SOA5P3c3	No of children who are referrals to the MIDAS programme	6	N/A	Annual Indicator					2006/07 information is the most recent reported. Updated figures will be provided in a future quarter.

**Theme: 08. We have improved the life chances for children, young people and families at risk.
Objective: Children will be protected from abuse and harm**

PI Code	Short Name	2006/07	2007/08	Q1	Q2	Q3	Q4	Short Term Trend Arrow	Latest Note
		Value	Value	2008/09 Value	2008/09 Value	2008/09 Value	2008/09 Value		
SOA8P1a1	Number of children on the child protection register	72	89		Annual Indicator			↘	Rate of 5.6% per 1,000 population aged 0-15. The Scottish Government Statistical Publication on Child Protection is due to be published in September 2009.
SOA8P1a2	Number of children on child protection register for under 6 months	3	6		Annual Indicator			↗	The Scottish Government Statistical Publication on Child Protection is due to be published in September 2009.
SOA8P1a3	Number of children on child protection register for between 6 months and 1 year	20	32		Annual Indicator			↗	The Scottish Government Statistical Publication on Child Protection is due to be published in September 2009.
SOA8P1a4	Number of children on child protection register for between 1 and 2 years	26	29		Annual Indicator			↗	The Scottish Government Statistical Publication on Child Protection is due to be published in September 2009.
SOA8P1a5	Number of children on child protection register for over 2 years	6	8		Annual Indicator			↗	The Scottish Government Statistical Publication on Child Protection is due to be published in September 2009.

ITEM: 5
PAGE: 175

